



**CHILDREN'S  
SERVICES COUNCIL MEMBERS:**

*Dawn Liberta, Chair  
Community Development Administrator,  
Circuit 17  
Department of Children & Families*

*Hon. Kenneth L. Gillespie, Vice Chair  
Judicial Member*

*Dr. David H. Kenton, Secretary  
Governor Appointee*

*Cathy Donnelly, Immediate Past Chair  
Governor Appointee*

*Dr. Vickie L. Cartwright  
Interim Superintendent  
Broward County Public Schools*

*Beam Furr  
Broward County Commission*

*Donna P. Korn  
Board Member  
Broward County Public Schools*

*Tom Powers  
Governor Appointee*

*Maria M. Schneider  
Governor Appointee*

*Dr. Paula Thaqi  
Director  
Broward County Health Department*

*Jeffrey S. Wood  
Governor Appointee*

**STAFF**

*Cindy J. Arenberg Seltzer  
President/CEO*

**LEGAL COUNSEL**

*John Milledge*

*Garry Johnson*

**DATE:** September 17, 2021

**TO:** Council Members

**FROM:** Cindy Arenberg Seltzer, President/CEO

**SUBJECT:** Information for September 23<sup>rd</sup> Council Meeting

Enclosed is the information packets for the Thursday, September 23<sup>rd</sup> CSC monthly meeting (4:00pm) and Final TRIM Hearing (5:01pm). The meeting/Hearing will again be held in the CSC Board Room *and* virtually on Zoom Webinar. We **must** have a *minimum* of six Members physically present in the Board Room to constitute a quorum. Amy will coordinate the logistics.

You will notice that action items have been placed on a consent agenda in order to expedite the meeting within the hour time frame before the TRIM Hearing starts at 5:01pm. Please keep in mind that this is the final public hearing with your final vote on the budget and millage rate.

The Roundtable will give Members the opportunity to say a fond retirement farewell to Ms. Sandra Bernard-Bastien and pay tribute to her 20 years of service to CSC and Broward's children and families.

If you have any questions or need further explanation on any items in this packet, please feel free to email ([cseltzer@cscbroward.org](mailto:cseltzer@cscbroward.org)) or call me (954-649-8420).



**Children's Services Council of Broward County Monthly Meeting**  
6600 W. Commercial Blvd., Lauderdale, FL 33319 & Zoom Webinar  
September 23, 2021  
4:00 p.m.

**MEETING AGENDA**

- I. Call to Order** Dawn Liberta, Chair
- II. Roll Call** Amy Jacques, Special Assistant
- III. Chair's Report** Dawn Liberta, Chair  
Moment to Arrive
- IV. President's Report** Cindy Arenberg Seltzer, President/CEO  
Good of the Order
- V. Consent Agenda** Dawn Liberta, Chair
  - a. Approve August 2021 Council Minutes **(Tab 22)**
  - b. Approve Sept. 13, 2021, TRIM Minutes **(Tab 23)**
  - c. Approve HEAL Trauma RFP Rating **(Tab 24)**  
Committee Recommendations
  - d. Approve Extension of Community **(Tab 25)**  
Collaborative Contract with United Way  
of Broward County to Jointly Fund the  
Center for Working Families Programs  
through 12/31/21
  - e. Approve ELC Vulnerable Population **(Tab 26)**  
Contract Extension through 12/31/21
  - f. Approve Hanley Foundation's Leverage **(Tab 27)**  
Request
  - g. Approve Youth FORCE Contract **(Tab 28)**  
Adjustments for HUF and Firewall Centers  
to Address Waitlists
  - h. Approve Public Awareness Media and **(Tab 29)**  
Collateral Purchase Plan for FY 21/22
  - i. Approve CSC Training Expenditures for **(Tab 30)**  
Fiscal Year 21/22 REI Workshops
  - j. Approve LOA with the Agency for Health **(Tab 31)**  
Care Administration (AHCA) on behalf of  
Henderson Behavioral Health
  - k. Approve Budget Amendments and Interim **(Tab R)**  
Financial Statements for August 2021
  - l. Approve Monthly/Annual Purchases **(Tab S)**

- VI. Chief Innovation Officer Report** Dr. Sue Gallagher, CIO  
FYI–Youth Summit Update (Tab T)
- VII. Chief Communications Officer Report** Sandra Bernard-Bastien, CCO  
FYI–Broward: Read for the Record Update (Tab U)
- VIII. Agency Capacity Building Committee Rpt.** (Tab V) Dr. David H. Kenton, Co-Chair  
Jeffrey S. Wood, Esq., Co-Chair
- IX. Public Comment** Dawn Liberta, Chair
- X. Council Members' Comments** Dawn Liberta, Chair  
Retirement Farewell for Sandra Bernard-Bastien
- XI. For Your Information** (Tab W)  
a. CSC in the News  
b. Correspondence  
c. Attendance Report

*If you require any auxiliary aids for communication or other special accommodations, please contact Marissa Aquino at (954) 377-1667 or [maquino@cscbroward.org](mailto:maquino@cscbroward.org) at least one week in advance so that proper arrangements can be made.*

**TAB 22**



**CHILDREN'S SERVICES COUNCIL OF BROWARD COUNTY**

Held @ 6600 W. Commercial Blvd., Lauderhill, FL 33319  
and by Zoom Webinar with public access by computer or phone

August 19, 2021

9:30 A.M.

**Minutes**

**Members in Physical Attendance:**

School Interim Superintendent Vickie L. Cartwright; Broward County Commissioner Beam Furr; Governor Appointee David H. Kenton; DCF Community Development Administrator Dawn Liberta (Chair); Governor Appointee Maria Schneider; Health Department Director Paula Thaqi; Governor Appointee Jeffrey S. Wood

**Members in Virtual Attendance:**

Governor Appointee Cathy Donnelly

**Council Members Absent:**

Judge Kenneth L. Gillespie; School Board Member Donna P. Korn; Governor Appointee Tom Powers

**Counsel Present:**

Garry Johnson, Esq

**Staff in Attendance:**

Cindy Arenberg Seltzer, President/CEO; Monti Larsen, COO; Sandra Bernard-Bastien, CCO; Maria Juarez, CPO; Dr. Sue Gallagher, CIO; Marlando Christie; Amy Jacques; Laura Ganci; Dion Smith; Michelle Hamilton; Andrew Leone; Kathleen Campbell; Lisa Bayne; Madeline Jones; Marissa Aquino; Jennifer Wennberg; Kyle Jones; Megan Turetsky; Meg Wallace; Piper Weber; Erin Byrne; Joshua Caraballo; Pooja Yajnik; Angie Buchter; Keyonia Lawson; Parry Silcox; Danielle Bachelder; Shawanda Spencer; Cynthia Reynoso; Nelson Giraldo; Adamma DuCille; Clarice Horton; Travis Johnson; Melissa Soza; Latora Steel; Andria Dewson; Tabitha Bush; Alicia Williams; Karen Franceschini; Michelle E. Hagues; Keisha Grey; Fern Phillip; Carl Dasse; Yolanda Meadows; Jessica Rincon; Shira Fowlkes; Liza Khan; Colleen Carpenter; Johannie Stanley; Camila Romero; Jennifer Fletcher; Jill Denis-Lay; Katrina Welch; Ileana Blanco; Trisha Dowell

**Guests in Attendance:**

See Attachment 1

**Agenda:**

I. Call to Order:

Ms. Liberta called the meeting to order at 9:36 A.M.

II. Roll Call:

Mrs. Jacques called the roll and announced that a quorum had been established.

III. Chair's Report:

a) Moment to Arrive:

Council Members took a moment to allow the body and mind to settle and focus before considering the meeting agenda items.

b) Welcome Dr. Vickie L. Cartwright:

Ms. Liberta welcomed CSC's newest Member, Dr. Vickie L. Cartwright, Interim Superintendent for Broward County Public Schools.

c) September Meeting/TRIM Hearings:

Ms. Liberta stressed the importance of a physical quorum for the two upcoming Truth In Millage (TRIM) Hearings on September 13<sup>th</sup> at 5:01pm and September 23<sup>rd</sup> at 5:01pm.

IV. President's Report:

a) Good of the Order:

Ms. Arenberg Seltzer announced that After School Programs, Inc. (ASP) was awarded one of nine Summer Literacy Acceleration Grants in the State of Florida by the Florida Grade-Level Reading Campaign, and was the only program in Broward to receive the award. ASP plans to focus on rising 2<sup>nd</sup> and 3<sup>rd</sup> grade children at Pompano Elementary, Cypress Elementary, and Village Elementary summer camps using the TimeWrap Plus curriculum.

Ms. Arenberg Seltzer noted that Bridge 2 Life (B2L), which assists youth in completing the Free Application for Federal Student Aid (FAFSA) form,

was recently awarded one of three \$10,000 scholarships to participate in the Florida College Access Network (FCAN) Request for Proposal (RFP) on *Using Data for Equitable System Changes*. Dr. Lorenzo (“Lolo”) Benaine, CSC’s Research & Evaluation Manager, will work with staff from Broward College, Broward County Public Schools, and 2-1-1 on this year-long project to develop, validate, test, and implement system-wide racial equity measures.

Ms. Arenberg Seltzer shared news from the Center for Hearing and Communication that three of their graduates from the CSC-funded STEP program, which provides paid summer internships for youth with special needs, are heading off to college in the fall. Congratulations were offered to Aumer Palmer, who has been accepted to Broward College and is interested in studying Animal Science; Kayla Rivers, who has been accepted to Gallaudet University and plans to study Health Science and become a Physical Education teacher; and Rodrigo Soriano, who will be attending Atlantic Technical College and is interested in studying Computer Technology or Mechanics.

Ms. Arenberg Seltzer highlighted the FLITE Center’s virtual Transition to Independent Living graduation ceremony. A total of 102 students celebrated their graduations, 14 from middle school, 43 from high school, 7 with a GED, 14 from certification programs, 13 with AA degrees, 8 with Bachelor’s degrees, and 3 with Master’s degrees.

Ms. Arenberg Seltzer shared photos from Smith’s CSC-funded summer camp, where youth undertook a Project Based Learning “Boat Challenge” where they designed, made, and paddled boats in a pool.

Ms. Arenberg Seltzer noted that Marc H. Morial, President of the National Urban League, was a guest speaker at the Frequency Matters Leadership Program. The Leadership Program is in its 4<sup>th</sup> year of partnership with the CSC.

Dr. Sue Gallagher, CSC’s Chief Innovation Officer, Ms. Adamma DuCille, CSC’s Assistant Director for Training & Capacity Building, and members of the CEOs for Racial Equity were invited to present to the local Association of Fundraising Professionals regarding the racial equity-centered learning collaborative supporting local nonprofit CEOs.

Dr. Gallagher, Ms. DuCille, and Ms. Tiffany Csonka, Parent Community Participatory Action Research (CPAR) Co-Researcher, are scheduled to speak at the Administration for Children & Families’ Office of Planning,

Research & Evaluation's Annual Methods Meeting in October. The trio will share essential lessons learned from leading the county-wide equity initiative and CPAR work to inform federal knowledge and practice of evaluating the social safety net by centering community engagement. Broward's CPAR work will be one of three case studies presented at the meeting.

Dr. Gallagher and Ms. Michelle Hagues, CSC's Senior Programs Manager, will serve as advisors to Florida Blue Foundation's statewide initiative to develop and implement health equity curriculum and coaching. Based on their five years of presenting the Implicit Bias/Local History Workshop to over 5,000 participants, Dr. Gallagher and Ms. Hagues were tapped to share their expertise. They will be working with the three grantees, United Way of Broward, Orlando Medical Center, and Moffat Cancer Center in Tampa.

Ms. Arenberg Seltzer drew Members' attention to the new Family Resource Guides at the dais.

Ms. Arenberg Seltzer shared several Good of the Order items in a video montage that featured Community Enhancement Collaboration, Inc. (CEC) winning the 28<sup>th</sup> Annual Monroe E. Trout Premier Cares Award and \$100,000 cash prize from Premier Inc., a leading healthcare improvement company. Also included in the montage was a WPLG water safety Public Service Announcement (PSA), excerpts from a YMCA video highlighting the CSC-funded STEP program where 60 youth completed a seven-week summer work internship and many secured continuing employment, and the Bridge 2 Life event at the Museum of Discovery & Science that had 166 attendees, including 117 students, 90% of whom completed two or more college-going tasks.

b) Budget Update:

Ms. Arenberg Seltzer noted that the proposed rollback rate which will go out to the taxpayers is slightly higher than what staff thought it would be in June. That is due to a combination of factors including: property tax values were slightly higher than what was initially anticipated, the adjustments made by the Value Adjustment Board to last year's values and changes to the CRA values. Members reviewed the revenue chart prepared by staff that showed a Roll-Back Millage Rate of 0.4699, which will generate a little bit more money than previously anticipated but is not a tax increase. She reminded Members that at the September TRIM Hearings, they can

always approve a millage rate that is less than what was publicly noticed, but not more.

c) Racial Equity/Resiliency Efforts Update:

Ms. Arenberg Seltzer updated the Council on CSC's racial equity efforts, which she noted are receiving national attention and are coalescing in very exciting ways, and include areas that one might not traditionally connect with racial equity, such as an integrated data system and community work around trauma. Keeping all of that in mind, she noted that Ms. Bernard-Bastien's retirement at the end of September after 20 years with CSC presents an opportunity to craft that position's title to better reflect her evolving role and the important work she advanced in capacity building and racial equity. Ms. Arenberg Seltzer pointed out that a title change from Chief Communications Officer to Chief Equity and Community Engagement Officer better captures the work and role of that position. She further explained that a new position of Director of Equity and Organizational Development was also being created, and that both positions would be advertised starting tomorrow. She encouraged those interested in both positions to apply for both.

d) Childcare and Afterschool Worker Recruitment:

Ms. Arenberg Seltzer highlighted childcare/aftercare worker recruitment and retention challenges resulting from COVID. She pointed out that there are some barriers that CSC might be able to address. She explained that efforts to increase recruitment and retention would be in collaboration with the Early Learning Coalition of Broward County, CareerSource Broward, and childcare and aftercare providers, and would utilize any federal American Rescue Plan funds once they were available. Due to the urgency of the situation, she requested authority to spend up to \$268,689 toward these efforts. Any specific expenditures will be brought back to the Council for prior approval or ratification depending on the timing.

Commissioner Furr stated that the County may be able to assist, and to let him know if additional funds were needed.

Dr. Cartwright suggested a few recruitment tools being used by the school system to recruit bus drivers and food service workers, as they are facing similar challenges.

Ms. Liberta confirmed with Ms. Arenberg Seltzer that no funds were being directed to ELC and CareerSource Broward at this time, allowing her to vote without any conflicts.

**ACTION: Commissioner Furr made a motion to authorize the President/CEO to utilize up to \$268,689 for childcare and afterschool worker recruitment, as presented. The motion was seconded by Ms. Schneider and passed with no opposing votes.**

V. Consent Agenda:

- a) June 2021 Council Minutes:
- b) Reading & Math Inc. Contract:
- c) MOST FY 20/21 Contract Adjustments for the City of Hallandale Beach and KID, Inc.:
- d) Transitional Independent Living (TIL) FY 21/22 MOU Renewal for Housing Services:
- e) FLITE Center YSO Contract Renewal:
- f) Center for Social Change/FERN Collective FY 21/22 Contract Renewal:
- g) BBHC & Carisk Data-Sharing Agreement Renewal:
- h) Trainer Cadre Recommendations:
- i) Financial Statements & Budget Amendments for July 2021:
- j) Monthly/Annual Purchases:

Ms. Liberta sought guidance from legal counsel as to whether she had a voting conflict on the FLITE Center Youth System Organizers of Broward (YSO) Contract renewal, as she is a participant in YSO. Mr. Johnson advised Ms. Liberta to abstain. Ms. Liberta then pulled that item from the Consent Agenda.

**ACTION: Dr. Thaqi made a motion to approve the Consent Agenda as presented, minus the FLITE Center YSO Contract Renewal. The Consent Agenda included approval of the June 17, 2021, meeting minutes; approval of the Reading & Math Inc. Contract; approval of the MOST FY 20/21 Contract adjustments for the City of Hallandale Beach and KID, Inc.; approval of the renewal of**

**the MOU for TIL Housing Services for FY 21/22; approval of the Center for Social Change/FERN Collective Contract renewal for FY 21/22; approval of the renewal of the Data Sharing Agreement with BBHC & Carisk; approval of the Trainer Cadre recommendations; approval of the Budget Amendments and Interim Financial Statements for the period ending July 31, 2021; and approval of CSC monthly/annual purchases for August 2021 and FY 2021/2022. The motion was seconded by Commissioner Furr and passed with no opposing votes.**

**ACTION: Commissioner Furr made a motion to approve the FLITE Center YSO Contract renewal, as presented. The motion was seconded by Dr. Thaqi and passed with no opposing votes and one abstention from Ms. Liberta, who submitted the attached voting conflict form.**

Ms. Selenia Bahamundi, a youth member of YSO of Broward, explained that the group is working with system professionals to improve the child welfare system and the outcomes of children placed in foster care and youth transitioning to independence. She further explained that this requires creating opportunities for youth to be involved in the change and providing them with actions to implement. She stated that the key to systemic change is youth organizing to serve as advocates. She thanked the Council for its support and invited them to attend one of the YSO meetings.

VI. Chief Innovation Officer (CIO) Report:

Special Needs Advisory Coalition (SNAC) Assessment Update:

Dr. Gallagher updated Members on the status of the action plan to address the findings of the 2018/2019 Special Needs System of Care Assessment, noting that SNAC is robustly addressing those items. She shared that the Education & Awareness Subcommittee is making a difference in increasing awareness and connecting families to resources, pointing out that there was a 19% increase from 2019 in the percentage of parents/caregivers who are familiar with 2-1-1. She also shared that the Program & Parent Support Subcommittee created a list of trainings and trainers to help SNAC and the system of care providers more easily access resources, and that the Policy & Systems Subcommittee initiated an “Advancing Racial Equity” agenda item for the quarterly staff meeting which includes both training and conversations that advance and improve the outcomes for children and families of color in the special needs system of care. She also shared that SNAC plans to conduct a new survey to address the ongoing

opportunities, assets, and needs related to COVID-19 and how the families are navigating those challenges.

VII. Chief Communications Officer (CCO) Report:

Back-To-School Extravaganza (BTSE) Update:

Ms. Bernard-Bastien updated the Council on this year's Back-to-School Extravaganza, noting that CSC assisted in supplying 37 organizations with 6,210 elementary-filled backpacks and 4,956 secondary backpacks, for a total of 11,000 backpacks. She noted that while the Council funded 8,000 backpacks, they used some that were left-over from last year due to the virtual nature of school at that time. She thanked CSC staff who assisted with distributions and pointed out that the Jim Moran Foundation gave a significant amount of money. She also highlighted the donation of a new partner this year, the Broward Workshop, which donated \$5,000 in the honor of Alan J. Levy, who many remember as a former Chairman of the Broward Workshop and an incredible, kind-hearted gentleman who believed in HANDY and the CSC. Members viewed a video highlighting the BTSE.

VIII. Broward Reads Coalition Report:

Ms. Arenberg Seltzer referred Members to the recent Coalition minutes in the information packet and noted that this year's Broward: Read for the Record will be held October 28<sup>th</sup>.

IX. Special Needs Advisory Coalition (SNAC) Report:

Ms. Schneider briefly highlighted the recent meeting of the SNAC and referred Members to the minutes included in the meeting information packet.

X. Funders Forum Report:

Ms. Juarez briefly highlighted the recent meeting of the Funders Forum and drew Members' attention to the meeting minutes in the information packet.

XI. Public Comment:

There were no additional comments from the public.

XII. Council Members' Roundtable:

CSC staff led a Roundtable presentation on the upcoming Maximizing Out-of-School Time (MOST) 2022 Request for Proposals (RFP).



Ms. Liza Khan, Sr. Programs Manager, gave a general overview of the upcoming RFP, pointing out that it will be comprised of three different areas: Maximizing Out-of-School Time (MOST), Inclusion Supports, and Coordinated Approach to Child Health (CATCH Kids Club). She then briefly outlined each of those areas. She stated that MOST falls under Goal 7.1 to improve the availability and quality of out-of-school time programs to promote school success of children living in economically disadvantaged neighborhoods, and that it had a desired outcome of economically disadvantaged children in Broward County receiving safe, supervised, fun, and productive out-of-school time experiences. For the Inclusion Supports programs, she pointed out that they fall under Goal 10.1 to strengthen the continuum of support services for children with special physical, developmental, and behavioral health needs, and that it had the desired outcome of families with children with developmental, physical, or behavioral health conditions receiving access to support services and safe, supervised, and productive out-of-school time experiences that maximize life outcomes.

Ms. Jessica Rincon, Programs Manager, further highlighted the MOST program area, pointing out a language change from “general population” to “inclusion” to better convey the intent and hopefully invite providers to consider universal ways of making their programs accessible, adaptable, and accommodating to all populations of children who wish to attend their program. She outlined two populations of children to be served in MOST, Special Needs and Inclusion. The Special Needs population includes children ages 3 up to and including 22 with a documented developmental, sensory, communication, learning, or emotional/behavioral difficulty that results in a need for increased supervision, environmental changes, and/or adapted curricula, while the Inclusion population includes children ages 4 up to and including 12 attending a CSC Priority School where 86% or more of the children qualify for Free or Reduced Lunch. All Inclusion programs will continue to include typically developing children and children with unique abilities and exceptionalities.

Ms. Meg Wallace, Assistant Director of Program Services, outlined the school expansion for the 2022 MOST RFP, explaining that while the current program area is providing services for children at 47 district schools and 0 charter schools where 86% or more of the children qualify for Free or Reduced Lunch, the new RFP will expand to serve 56 district schools and 9 charter schools where 86% or more of the children qualify for Free or Reduced Lunch. She pointed out that if all 86% Free or Reduced school sites are funded, there will be an estimated additional cost of \$4 million.

Ms. Khan outlined the current MOST afterschool component requirements, which include homework assistance and supplemental academic activities, SPARK

(physical fitness), a nutritious snack and supper, PATHS (social emotional learning), family engagement activities, and cultural arts education and enrichment activities, as well as the supplemental activities of STEAM, arts and crafts, literacy activities that include independent reading and read alouds, fine motor manipulatives, and Chess. She noted that the components for the MOST Summer programs remain the same, with the addition of Project Based Learning (PBL) and water safety lessons.

Ms. Khan further explained the Promoting Alternative Thinking Strategies (PATHS) component as a social emotional program that aims to reduce aggression and behavior problems in children, noting that CSC has used PATHS in its MOST programs since 2008. She pointed out that in 2018, PATHS International recognized two CSC-funded MOST programs, Arc Broward and the YMCA at Bethune Elementary, as the first PATHS Model Programs.

She also further explained the PBL summer component as hands-on learning that includes the five phases of experience/do activity; share observations; process, analyze, and reflect; discover and make connections to life; and application. She added that all academic components are included in the PBL lesson plan and align with the Florida Standards of Science, Technology, Engineering, Art, and Math (STEAM), as well as Reading, Writing, and Social Studies.

Ms. Wallace highlighted the program enhancements for 2022, including a Coordinated Approach to Child Health (CATCH Kids Club) that is designed to increase motivation; Music Therapy for the Special Needs Population; and Reading Explorers.

Ms. Rincon further highlighted the Inclusion Supports, which provide expertise on best practices to increase the community's capacity to provide quality inclusive programs to children with disabilities by providing the Americans with Disabilities Act (ADA) training and other related trainings, assisting with agency policies and support services, assessing inclusion needs of MOST sites, and providing technical assistance and coaching as needed.

She also highlighted MOST training requirements, which include Supporting Literacy in School-Age Programs, Youth Mental Health First Aid, Behavior Management/Group Control, Racial Equity Training, training for required components, and inclusion training.

Dr. Joshua Caraballo, Research & Evaluations Manager, addressed the program measurements and highlighted an enhanced evaluation and outcome process.

Mr. Wood requested a copy of the presentation and asked that staff calculate what a 70% Free and Reduced Lunch qualification would look like.

Ms. Arenberg Seltzer read into the record a question posted in the virtual chat function asking if there was still an incentive for the five-hour DCF literacy training. She responded that it was an incentive offered by the state Campaign for Grade Level Reading, not the CSC, and that it is still being offered through the summer.

XIII. Adjournment:

**ACTION: Ms. Schneider made a motion to adjourn the meeting at 11:00 AM. The motion was seconded by Mr. Wood and passed with no opposing votes.**

---

Dr. David H. Kenton, Secretary

## MEETING ATTENDEES (\*denotes speaker)

Name	Organization
Christine Klima	Early Learning Coalition of Broward County
Jodi Antonoff	Community After School
Alice-Lydia Bird	YMCA of South Florida
Gabriela Pilarte	Memorial Healthcare System
Renee Jaffe	Early Learning Coalition of Broward County
Michele Clarke	Boys & Girls Clubs of Broward County
Ta-Sharra Essix-Ashman	City of Miramar
Cora Daise	City of Hallandale Beach
Devin Butler	JAFCO Children's Ability Center
Katania Miller	YMCA of South Florida
KayTrina Allen	YMCA of South Florida
Shawn Preston	Arc Broward
Evan Arnett	YMCA of South Florida
Mark Reyes	Urban League of Broward County
Lisa Clements	YMCA of South Florida
Michael Skolnick	Community After School
Emmanuel Othello	Smith Community Mental Health Center

Name	Organization
Chris Gentile	Boys & Girls Clubs
Rashida Gordon	MVG Consulting, LLC
Jean Kneely	YMCA
Daniel Millien	City of West Park
Nancy Tillman	Soref JCC
Grecia Rosendo	Center for Hearing & Communication
Gabriela Raurell	Harmony Development Center
Pauline Heath-Reid	Preschool
Grace Ramos	The M Network
Elizabeth Dorante	Hispanic Unity
Tonya Ricker	Arc Broward
Lynette Santiago	City of Miramar
Shaymonica Jones	YMCA of South Florida
Debra Allen	New Hope World Outreach
Olivia Angeli	Center for Hearing and Communication
Sherise Gregory	Community Based Connections, Inc.
Idelma Quintana	Broward County

Name	Organization
Vincent Mullen	City of Lauderdale Lakes
Hilary Winiger	Museum of Discovery and Science, Inc.
Susan Feldman	YMCA of South Florida
Cynthia Moreno	Harmony Development Center
Irenaida Diaz	Advocacy Network on Disabilities
Andy Fernandez	Firewall Centers
Regine Kanzki	Crockett Foundation
Donna Lavallo	Smith Community Mental Health
Magdaline Exantus	Broward County Public School/Northeast High School
Mark Russell	YMCA of South Florida
Matt Organ	Boys & Girls Clubs of Broward County
Annemarie Parapar	JAFCO
Selenia Bahamundi	YSO of Broward
Rachel Taylor	Firewall Centers, Inc.
Walter Honaman	Legal Aid Service of Broward County
Glenda Brockington	City of Lauderdale Lakes
Evan Goldman	Jewish Federation of Broward County

**DRAFT**

Name	Organization
Darci Trachtenberg	City of Miramar
Teresa Stubbs	City of Lauderdale Lakes
Steven Mattair	City of Oakland Park
JoeAnn Morejon	City of Oakland Park
Joshauwa Brown	STEP UP! INC

# FORM 8B MEMORANDUM OF VOTING CONFLICT FOR COUNTY, MUNICIPAL, AND OTHER LOCAL PUBLIC OFFICERS

LAST NAME—FIRST NAME—MIDDLE NAME Liberta - Dawn	NAME OF BOARD, COUNCIL, COMMISSION, AUTHORITY, OR COMMITTEE Children's Services Council of Broward County
MAILING ADDRESS 1400 W. Commercial Blvd.	THE BOARD, COUNCIL, COMMISSION, AUTHORITY OR COMMITTEE ON WHICH I SERVE IS A UNIT OF: <input type="checkbox"/> CITY <input type="checkbox"/> COUNTY <input checked="" type="checkbox"/> OTHER LOCAL AGENCY
CITY Fort Lauderdale	COUNTY Broward
DATE ON WHICH VOTE OCCURRED 8/19/2021	NAME OF POLITICAL SUBDIVISION:  MY POSITION IS: <input type="checkbox"/> ELECTIVE <input checked="" type="checkbox"/> APPOINTIVE

## WHO MUST FILE FORM 8B

This form is for use by any person serving at the county, city, or other local level of government on an appointed or elected board, council, commission, authority, or committee. It applies to members of advisory and non-advisory bodies who are presented with a voting conflict of interest under Section 112.3143, Florida Statutes.

Your responsibilities under the law when faced with voting on a measure in which you have a conflict of interest will vary greatly depending on whether you hold an elective or appointive position. For this reason, please pay close attention to the instructions on this form before completing and filing the form.

## INSTRUCTIONS FOR COMPLIANCE WITH SECTION 112.3143, FLORIDA STATUTES

A person holding elective or appointive county, municipal, or other local public office **MUST ABSTAIN** from voting on a measure which would inure to his or her special private gain or loss. Each elected or appointed local officer also **MUST ABSTAIN** from knowingly voting on a measure which would inure to the special gain or loss of a principal (other than a government agency) by whom he or she is retained (including the parent, subsidiary, or sibling organization of a principal by which he or she is retained); to the special private gain or loss of a relative; or to the special private gain or loss of a business associate. Commissioners of community redevelopment agencies (CRAs) under Sec. 163.356 or 163.357, F.S., and officers of independent special tax districts elected on a one-acre, one-vote basis are not prohibited from voting in that capacity.

For purposes of this law, a "relative" includes only the officer's father, mother, son, daughter, husband, wife, brother, sister, father-in-law, mother-in-law, son-in-law, and daughter-in-law. A "business associate" means any person or entity engaged in or carrying on a business enterprise with the officer as a partner, joint venturer, coowner of property, or corporate shareholder (where the shares of the corporation are not listed on any national or regional stock exchange).

\* \* \* \* \*

### ELECTED OFFICERS:

In addition to abstaining from voting in the situations described above, you must disclose the conflict:

PRIOR TO THE VOTE BEING TAKEN by publicly stating to the assembly the nature of your interest in the measure on which you are abstaining from voting; *and*

WITHIN 15 DAYS AFTER THE VOTE OCCURS by completing and filing this form with the person responsible for recording the minutes of the meeting, who should incorporate the form in the minutes.

\* \* \* \* \*

### APPOINTED OFFICERS:

Although you must abstain from voting in the situations described above, you are not prohibited by Section 112.3143 from otherwise participating in these matters. However, you must disclose the nature of the conflict before making any attempt to influence the decision, whether orally or in writing and whether made by you or at your direction.

**IF YOU INTEND TO MAKE ANY ATTEMPT TO INFLUENCE THE DECISION PRIOR TO THE MEETING AT WHICH THE VOTE WILL BE TAKEN:**

- You must complete and file this form (before making any attempt to influence the decision) with the person responsible for recording the minutes of the meeting, who will incorporate the form in the minutes. (Continued on page 2)



**APPOINTED OFFICERS (continued)**

- A copy of the form must be provided immediately to the other members of the agency.
- The form must be read publicly at the next meeting after the form is filed.

**IF YOU MAKE NO ATTEMPT TO INFLUENCE THE DECISION EXCEPT BY DISCUSSION AT THE MEETING:**

- You must disclose orally the nature of your conflict in the measure before participating.
- You must complete the form and file it within 15 days after the vote occurs with the person responsible for recording the minutes of the meeting, who must incorporate the form in the minutes. A copy of the form must be provided immediately to the other members of the agency, and the form must be read publicly at the next meeting after the form is filed.

**DISCLOSURE OF LOCAL OFFICER'S INTEREST**

I, Dawn Liberta, hereby disclose that on August 19, 20 21 :

(a) A measure came or will come before my agency which (check one or more)

- inured to my special private gain or loss;
- inured to the special gain or loss of my business associate, FLITE Center ;
- inured to the special gain or loss of my relative, \_\_\_\_\_ ;
- inured to the special gain or loss of \_\_\_\_\_, by whom I am retained; or
- inured to the special gain or loss of \_\_\_\_\_, which is the parent subsidiary, or sibling organization or subsidiary of a principal which has retained me.

(b) The measure before my agency and the nature of my conflicting interest in the measure is as follows:

I abstained from voting on Consent Agenda Item V.e., "Approve FLITE Center YSO Contract Renewal," as I am a participant in the Youth System Organizers of Broward (YSO).

If disclosure of specific information would violate confidentiality or privilege pursuant to law or rules governing attorneys, a public officer, who is also an attorney, may comply with the disclosure requirements of this section by disclosing the nature of the interest in such a way as to provide the public with notice of the conflict.

8/19/2021  
Date Filed

Dawn Liberta  
Signature

NOTICE: UNDER PROVISIONS OF FLORIDA STATUTES §112.317, A FAILURE TO MAKE ANY REQUIRED DISCLOSURE CONSTITUTES GROUNDS FOR AND MAY BE PUNISHED BY ONE OR MORE OF THE FOLLOWING: IMPEACHMENT, REMOVAL OR SUSPENSION FROM OFFICE OR EMPLOYMENT, DEMOTION, REDUCTION IN SALARY, REPRIMAND, OR A CIVIL PENALTY NOT TO EXCEED \$10,000.

**TAB 23**

## **CHILDREN'S SERVICES COUNCIL OF BROWARD COUNTY**

### **Truth In Millage (T.R.I.M.) First Public Hearing**

Held @ 6600 W. Commercial Blvd., Lauderhill, FL 33319  
and by Zoom Webinar with public access by computer or phone

September 13, 2021

5:01 P.M.

### **Minutes**

#### **Members in Attendance:**

Governor Appointee Cathy Donnelly; Broward County Commissioner Beam Furr; Judge Kenneth L. Gillespie; Governor Appointee David H. Kenton; School Board Member Donna P. Korn; DCF Community Development Administrator Dawn Liberta (Chair); Governor Appointee Tom Powers; Governor Appointee Jeffrey S. Wood

#### **Members in Virtual Attendance:**

School Interim Superintendent Vickie L. Cartwright; Governor Appointee Maria Schneider

#### **Council Members Absent:**

Health Department Director Paula Thaqi

#### **Counsel Present:**

Garry Johnson, Esq.

#### **Staff in Attendance:**

Cindy Arenberg Seltzer; Monti Larsen; Sandra Bernard-Bastien; Maria Juarez; Dr. Sue Gallagher; Amy Jacques; Laura Ganci; Dion Smith; Kathleen Campbell; Lisa Bayne; Marissa Aquino; Jennifer Wennberg; Kyle Jones; Piper Weber; Joshua Caraballo; Pooja Yajnik; Angie Buchter; Keyonia Lawson; Parry Silcox; Danielle Bachelder; Adamma DuCille; Clarice Horton; Travis Johnson; Tabitha Bush; Keisha Grey; Carl Dasse; Yolanda Meadows; Shira Fowlkes; Colleen Carpenter; Katrina Welch; Ileana Blanco; Roxanne Smith; Alexandra Lemoine; Seantee Campbell; Brooke Sherman; Marissa Greif-Hackett; Betty Dominguez; Judy Jones; Maxine Goldson; Valencia McConnico-Bell; Diego Alvarez; Jimmy Jean

#### **Guests in Attendance:**

Alice-Lydia Bird (YMCA of South Florida), Walter Honaman (Legal Aid Service of Broward County), Mark Russell (YMCA of South Florida), Alison Bregman-Rodriguez (YMCA of South Florida)

**I. Millage Hearing**

CSC Chair Dawn Liberta called to order at 5:01 P.M. the first public hearing on the proposed millage rate and tentative budget for Fiscal Year 2021-2022.

The roll was called and a quorum was established.

Ms. Liberta opened the public hearing for adoption of the proposed millage rate for FY 2021-2022. She read the proposed millage rate of 0.4699. Said millage rate is 0% increase over the roll-back rate.

Attorney Garry Johnson read Resolution 2021-01 by title only.

Ms. Liberta opened the floor for comments from the public regarding the tentative millage rate. Hearing none, she closed the public comment period and opened the floor for comments from the Council members. There were none.

**ACTION: Commissioner Furr made a motion to adopt the Resolution adopting the proposed millage rate of 0.4699 for Fiscal year 2021-2022. The motion was seconded by Ms. Korn. A roll call vote was conducted and the motion passed unanimously.**

<b>Council Member</b>	<b>Vote</b>
Vickie Cartwright	Yes
Cathy Donnelly	Yes
Beam Furr	Yes
Kenneth Gillespie	Prohibited from Voting, Per Statute
David Kenton	Yes
Donna Korn	Yes
Dawn Liberta	Yes
Tom Powers	Yes
Maria Schneider	Yes
Paula Thaqi	Absent
Jeffrey S. Wood	Yes

## II. Budget Hearing

Ms. Liberta opened the public hearing for adoption of the tentative budget for Fiscal Year 2021-2022.

Attorney Garry Johnson read Resolution 2021-02, by title only, adopting the tentative budget for Fiscal Year 2021-2022.

Ms. Liberta opened the floor for comments from the public regarding the tentative budget. Hearing none, she closed the public comment period and opened the floor for comments from the Council Members. There were none.

**ACTION: Ms. Korn made a motion to adopt the Resolution adopting the tentative budget for Fiscal Year 2021-2022. The motion was seconded by Dr. Cartwright. A roll call vote was conducted. The motion passed unanimously.**

Council Member	Vote
Vickie Cartwright	Yes
Cathy Donnelly	Yes
Beam Furr	Yes
Kenneth Gillespie	Yes
David Kenton	Yes
Donna Korn	Yes
Dawn Liberta	Yes
Tom Powers	Yes
Maria Schneider	Yes
Paula Thaqi	Absent
Jeffrey S. Wood	Yes

## III. Adjournment

The meeting adjourned at 5:07 P.M.

---

David H. Kenton, Secretary

**TAB 24**

## For Council Meeting September 23, 2021

---

---

<b>Service Goal</b>	2.1 Reduce the incidence of child abuse, neglect, and trauma.
<b>Objective:</b>	2.1.3 Address the negative impacts of trauma and provide resources to allow those impacted to increase protective factors and build resiliency.
<b>Issue:</b>	Funding Recommendations for the Healing and Empowering All Living with Trauma (HEAL Trauma) Request for Proposals (RFP).
<b>Action:</b>	Approve HEAL Trauma RFP Rating Committee Recommendations, as Presented.
<b>Budget Impact:</b>	\$ 1,350,000 Of \$ 2,000,000 Available in Goal 2.1.3 for FY 21/22.

---

---

**Background:** Approximately two years ago, CSC began conversations in three (3) communities that have experienced high levels of gun violence to see how CSC and our partners might better support those communities. The community feedback was that many residents are unaware of available mental health services, do not know how to access services, do not know how to advocate for themselves once linked to services, and in many situations, lack trust in the service providers. Other barriers such as stigma and cultural beliefs associated with needing mental health support also impact successful engagement. As such, the HEAL Trauma RFP was created based on the results of these conversations.

The HEAL Trauma programs propose to serve disenfranchised and underserved populations experiencing trauma in the Northeast, Central East, and Southeast regions of Broward County. The programs will utilize the Community Mental Health Worker (CMHW) model as a community engagement and empowerment strategy to increase access to and utilization of mental health services and help build upon existing community resiliency. Youth and families will be connected with a trusted and trained community member (CMHW) who will team up with the family to jointly identify family needs, including trauma services, and link the family to additional resources. The HEAL Trauma programs will continue to partner with families to gather information about system challenges in order to jointly create system changes.

**Current Status:** The HEAL Trauma RFP was advertised on June 16, 2021, and closed on August 4, 2021, with a total allocation of \$2 million. Seven proposals were submitted:

two for the Central East region, two for the Southeast region, and three for the Northeast region of Broward County. Three HEAL Trauma RFP Rating Committees comprised of seventeen source experts with deep knowledge of the communities who were approved by the Council rated the seven HEAL Trauma proposals and conducted applicant interviews.

Three agencies were recommended to be funded, two agencies to serve Northeast Broward County and one to serve Southeast Broward County. These well-respected agencies proposed community embedded, community-owned, and community-driven services. Each of the three recommended proposals included a team of CMHWs supervised by a master's level clinician who will provide services in different community locations familiar to community residents. In addition, Community Based Connections, in partnership with the Crockett Foundation, proposed a wellness center in Pompano similar to Eagles' Haven in Coral Springs. The Community Based Connection's CMHWs will provide services at the Pompano wellness center, the Healing Space, and in the community. The Healing Space will offer various activities, such as mindfulness and yoga, cultural dance and music exploration, self-expression workshops, and entrepreneurial and wealth-building education. The other two recommended agencies, Memorial Healthcare System and Mental Health America, will offer services in community-based locations not typically associated with mental health or trauma-based services, such as community-based churches. They will also provide community-wide engagement and enrichment activities.

There were four well-regarded agencies not recommended for funding. The rating committee members expressed concerns about each agency's HEAL program design. Staff will offer to meet with the agencies to review their proposal and share the rating committee's feedback.

The rating committee for the Central East region recommended reissuing the HEAL Trauma RFP for this region. The agencies that applied are welcome to reapply with new program designs when the RFP is reissued, in addition to other agencies.

HEAL Trauma Northeast Region Rating Committee:

<b>Rater</b>	<b>Title</b>	<b>Agency/Company</b>
Tonyshia Fletcher	Teacher/SEL Liaison	Deerfield Beach HS
William Jackson	PhD. Candidate	FIU
Audrey Ring	Communications & Business Operations Leader	Junior League



<b>Rater</b>	<b>Title</b>	<b>Agency/Company</b>
Yaritza Navarro	Assistant Director	Broward County
Tiffany Lawrence	Project Director	Broward Behavioral Health Coalition
Blaise Amendolace	Licensed Psychologist	Therapy in Context
Walter Honaman	Supervising Attorney	Legal Aid Service of Broward County

HEAL Trauma Central East Region Rating Committee:

<b>Rater</b>	<b>Title</b>	<b>Agency/Company</b>
Brittany Odom	Program/Project Coordinator	Broward County
Heather Siskind	Chief Executive Officer	Jack and Jill Center
Tierra Smith	Executive Director	Prevention Central
Monica King	Chief Executive Officer	Broward Healthy Start Coalition
Djenane Gourgue	Community Member	Haitian Chamber of Commerce

HEAL Trauma Southeast Region Rating Committee:

<b>Rater</b>	<b>Title</b>	<b>Agency/Company</b>
Joaquin Arellano	Recreation & Aquatics Manager	City of Hollywood Parks and Recreation
Rachel Kusher	Direct Support School Counselor	Broward County Public Schools
Jumorrow Johnson	Human Trafficking Coordinator	State Attorney's Office, 17 <sup>th</sup> Judicial Circuit
Debra Kuhn	Contracts/Grants Administrator	Broward County
Aisha McDonald	Lead Trainer/Coordinator Certified Trauma Expert	United Way



The combined funding recommendations are detailed in the attached spreadsheet. It is anticipated that these HEAL Trauma programs will begin before the end of the year. The funding recommendations are 9-month allocations. If recommended for renewal, these allocations would need to be annualized for FY 22/23.

**Recommended Action:** Approve HEAL Trauma Rating Committee Recommendations, as Presented.

**HEAL TRAUMA 2021 RFP RECOMMENDATIONS**

AVERAGE SCORE	PROPOSED REGION	AGENCY	Requested FY 21/22 Start-up Amount	Requested FY 21/22 Operating Amount w/o Start-up	Requested Total FY 21/22 Amount	Recommended FY 21/22 Start-up Amount	Recommended FY 21/22 Operating Amount w/o Start-up	Recommended Total FY 21/22 Amount	Recommended FY 21/22 Total # to be served (partial year)	Recommended FY 21/22 Average Cost per Family w/o Start-up	Annualized Amount FY 22/23	COMMENTS
<b>RECOMMENDED TO BE FUNDED</b>												
336.8	Southeast	Memorial Healthcare System	\$2,500	\$565,099	\$567,599	\$11,000	\$456,000	\$467,000	250	\$1,824	\$608,000	Highest rated proposal. Applicant provided a 11-month requested budget. Increase to start-up to account for expected one-time program expenses. FY 21/22 amount is a 9-month amount based on anticipated program implementation date. The applicant proposed to serve the Southeast region.
321.0	Northeast	Community Based Connections, Inc. partnering with The Crockett Foundation	\$0	\$666,666	\$666,666	\$7,000	\$503,000	\$510,000	250	\$2,012	\$670,000	Proposed model includes a wellness center located in Pompano. Increase to start-up to account for expected one-time program expenses. Applicant provided a 12-month requested budget. FY 21/22 amount is a 9-month amount based on anticipated program implementation date. The applicant proposed to serve the Northeast region.
314.4	Northeast	Mental Health America of South Florida	\$22,727	\$385,215	\$407,942	\$24,000	\$349,000	\$373,000	250	\$1,396	\$465,000	Allocation includes an increase to account for an administrative position, flex funds, and value-added in order to effectively implement proposed program model, as well as a small increase to start-up to account for expected one-time program expenses. Applicant provided a 12-month requested budget. FY 21/22 amount is a 9-month amount based on anticipated program implementation date. The applicant proposed to serve the Northeast region.
			<b>\$25,227</b>	<b>\$1,616,980</b>	<b>\$1,642,207</b>	<b>\$42,000</b>	<b>\$1,308,000</b>	<b>\$1,350,000</b>	<b>750</b>		<b>\$1,743,000</b>	
<b>NOT RECOMMENDED FOR FUNDING</b>												
298.9	Northeast	North Broward Hospital District d/b/a Broward Health	\$32,181	\$314,625	\$346,806							The applicant proposed to serve the Northeast region.
298.0	Central East	Harmony Development Center, Inc.	\$6,700	\$696,329	\$703,029							The applicant proposed to serve the Central region.
292.0	Central East	PACE Center for Girls, Inc.	\$11,200	\$313,399	\$324,599							The applicant proposed to serve the Central region.
243.8	Southeast	Family Resource Center of South Florida	\$26,042	\$508,998	\$535,040							The applicant proposed to serve the Southeast region.

**TAB 25**

## For Council Meeting September 23, 2021

---

---

<b>Service Goal</b>	2.2 Children live in financially stable environments.
<b>Objective:</b>	2.2.2 Assist families to achieve financial stability through promoting EITC, workforce development, providing financial coaching, and emergency basic needs.
<b>Issue:</b>	Support Families Facing Eviction.
<b>Action:</b>	Extend Community Collaborative Contract with United Way of Broward County to Jointly Fund the Center for Working Families Programs through December 31 <sup>st</sup> , 2021.
<b>Budget Impact:</b>	No New Budget Impact–As of United Way’s July reimbursement, \$440,426 is available for services through December 31, 2021.

---

---

**Background:** The United Way issued the Center for Working Families (CWF) Financial Stability procurement in January 2020, and awarded three contracts respectively: Urban League of Broward County (ULBC), Hispanic Unity of Florida (HUF), and Arc Broward. During the pandemic, these providers assisted families to obtain financial support through existing community services and helped families develop workable longer-term solutions.

In January 2021, the Council approved a Community Collaborative between CSC and the United Way and allocated emergency financial assistance funds to be distributed among the three Center for Working Families providers with an expected contract start date of March 1, 2021. These programs assist families achieve financial stability through workforce development, financial coaching, and emergency basic needs services. CSC dollars are used as a last resort after verifying that other dedicated community funds could not meet family needs.

**Current Status:** As of August 31<sup>st</sup>, the three United Way Center For Working Families (CWF) providers utilized approximately 20% of the contract and assisted 25 families. The providers reported that many families were not eligible to receive CSC financial assistance for various reasons: (1) Families without children, (2) Residence in another county, (3) Family could not provide documentation substantiating financial need. Some families have unconventional rental arrangements, rent space in another family’s home, and /or have a friend or relative sign the lease agreement so that the



documentation provided doesn't demonstrate that they live at the address. Staff is working with the CWF providers to identify alternative documentation to substantiate financial need. Funds continue to be provided only as a last resort when other funding is not available. Staff recommends extending the United Way Center For Working Families contract through December 31, 2021. Staff will continue to monitor the Broward housing climate to assess ongoing community need.

**Recommended Action:** Extend Community Collaborative Contract with United Way of Broward County to Jointly Fund the Center for Working Families Programs through December 31<sup>st</sup>, 2021.

**TAB 26**

## For Council Meeting September 23, 2021

---

---

<b>Service Goal</b>	5.1 Improve the educational success for young children.
<b>Objective:</b>	5.1.1 Increase the availability and quality of financially assisted childcare for families of working poor to improve school readiness and promote educational success for children.
<b>Issue:</b>	ELC Vulnerable Population Contract Extension.
<b>Action:</b>	Approve ELC Vulnerable Population Contract Extension through December 31, 2021.
<b>Budget Impact:</b>	No New Budget Impact—As of ELC's July reimbursement, \$2,613,248 is available for services through December 31, 2021.

---

---

**Background:** The ELC Vulnerable Population contract provides immediate placement in quality childcare for exceptionally vulnerable children ages birth to 5. The referred children and families may be children of Transitional Independent Living (TIL) Youth, children of caregivers receiving substance abuse treatment, mental health therapy, family support services, and those referred from Women In Distress.

In FY21, enrollment and expenditures for the program were exceptionally low as a result of a decrease in referrals due to pandemic-related service impacts, such as parent's keeping children at home instead of sending them to childcare, and also an increase in availability of financially assisted childcare slots. In May 2021, the Council deferred the FY22 contract renewal until additional information became available, such as the status of the Federal Stimulus funding for childcare expected from the state.

**Current Status:** Referrals to ELC's Vulnerable Population contract have increased over the past few months and staff project utilization to return to pre-pandemic levels by the end of the year. Staff recommends extending the contract through December 31, 2021, which will allow the provider to utilize the remaining contract allocation and also allow more time for the state to allocate additional funding to Broward County, which will help inform CSC funding recommendations.

**Recommended Action:** Approve ELC Contract Extension for the Vulnerable Population Contract through December 31, 2021.



**TAB 27**

## For Council Meeting September 23, 2021

---

---

<b>Service Goal</b>	3.1 Reduce risk factors associated with delinquency, teen pregnancy, substance abuse, school dropout, and other risky behaviors.
<b>Objective:</b>	3.1.1 Provide innovative youth development programs that engage middle school students attending high-need schools and/or living in high poverty conditions to promote school success and community attachment.
<b>Issue:</b>	Hanley Foundation's Leverage Request to the DCF Prevention Partnership Grant (PPG) Award.
<b>Action:</b>	Approve Hanley Foundation's Leverage Request.
<b>Budget Impact:</b>	\$ 30,545 of \$5,761,091 Available in Unallocated for FY 21/22. This action is in accordance with the Council's Leverage Funds Procurement Exemption.

---

---

**Background:** Since 2000, Hanley Center Foundation, Inc. d/b/a Hanley Foundation has been providing treatment, family support, and community prevention programs in Broward County. Hanley Foundation has been the successful recipient of two prior Prevention Partnership Grants in Broward County, 2015-2018 and 2018-2021.

Through prior PPG grants, Hanley Foundation successfully implemented three evidenced based programs, Alcohol Literacy Challenge, Botvin LifeSkills, and Active Parenting. Over the past six years through the PPG grant, Hanley Foundation have served 38,240 students, parents and caregivers in Broward County with the evidence-based prevention programs exceeding their projected goals by 151%. Since receiving CSC leverage funding in 2018, Hanley Center Foundation has consistently exceeded the numbers to be served and met or exceeded performance outcomes.

**Current Status:** The Hanley Foundation was recently awarded a 3-year PPG grant which began June 1, 2021. The PPG award is \$150,000 per year. Hanley Foundation is requesting CSC leverage funds in the amount of \$30,545 per year beginning October 1, 2021. This is within the Council's 3:1 ratio for leverage requests.

Hanley Foundation is proposing to offer the Alcohol Literacy Challenge to Broward County schools, reaching 3,000 students in year one, 3,500 students in year two and 4,000 students in year three for a total of 9,975 students. The Marijuana & Vaping Prevention program serving 300 students in year one, 350 students in year two and 400 students in year three for a total of 998 students. The Botvin LifeSkills Training Prescription Drug Abuse Prevention Module program to 125 students in year one, 175 in year two, and 200 students in year three for a total of 475 students. In addition, Hanley Foundation will engage 150 students in substance use prevention awareness activities through an annual Youth Leadership Summit. Active Parenting programs will also be provided for 50 parents of Broward County school students per year. This component will be provided at schools and community centers. At the conclusion of the grant period, 150 parents/caregivers will be served.

**Recommended Action:** Approve Hanley Foundation's Leverage Request.

**TAB 28**

## For Council Meeting September 23, 2021

---

---

<b>Service Goal</b>	3.1 Reduce risk factors associated with delinquency, teen pregnancy, substance abuse, school dropout, and other risky behaviors.
<b>Objective:</b>	3.1.1 Provide innovative youth development programs that engage middle school students attending high-need schools and/or living in high poverty conditions to promote school success and community attachment.
<b>Issue:</b>	Address the waitlist at two high-need middle schools for FY 21/22.
<b>Action:</b>	Approve Youth FORCE Contract Adjustments for Hispanic Unity of Florida, Inc. and Firewall Centers, Inc. to address waitlists.
<b>Budget Impact:</b>	Return \$62,645 into Unallocated for Goal 3.1.1 for FY 21/22.

---

---

**Background:** Since 2008, the Council has been committed to serving “at promise” middle school youth during out-of-school time. The desired population for Youth FORCE programs is students attending high-need middle schools where 80% or more students qualify for Free and Reduced Lunch (FRL). Year-round services include counseling and case management, academic support, fitness and nutrition activities, employability skills training, cultural arts and enrichment opportunities, community service learning, and TOP prevention education clubs. The current Youth FORCE programs started at the beginning of the 2020-2021 school year under the 2020 Positive Youth Development (PYD) RFP.

In response to the COVID-19 academic and mental health impact on students and families, the Council released a PYD expansion RFP in March 2021 to provide services at additional 80% FRL high need schools. In May 2021, the Council awarded program expansions with Hispanic Unity of Florida, Inc. (HUF) being one of the proposals recommended for funding at Pines Middle School to serve 70 youth.

**Current Status:** The Pines Middle School principal declined the PYD RFP award and decided to continue with afterschool services through another private out-of-school-time provider. Therefore \$360,010 is now available to be reallocated within this goal or moved to unallocated.



Meanwhile, providers of two PYD middle school programs at very high need schools have approached us regarding waitlists-Hispanic Unity at Apollo Middle School and Firewall at Bair Middle School. Currently, there are no other middle school programs with waitlists.

Staff recommends allowing Hispanic Unity to retain \$180,005 of the previous expansion grant to allow them to add an additional 35 youth at Apollo to address the waitlist using their two-gen approach; and, increasing Firewall's allocation by \$117,360 to serve an additional 30 youth at Bair to address the waitlist.

**Recommended Action:** Approve Youth FORCE Contract Adjustments for Hispanic Unity of Florida, Inc. and Firewall Centers, Inc. to address waitlists.

**TAB 29**

## For Council Meeting September 23, 2021

- System Goal**      SYS 2.1 Educate the public about the availability of community resources and advocacy efforts on behalf of children and families.
- Objective:**      SYS 2.1.2 Educate Broward's taxpayers about issues, resources and services available for Broward's children and families using the full spectrum of media and community outreach tools to improve community's awareness of available resources.
- Action:**      Approve Public Awareness Media and Collateral Purchase Plan
- Budget Impact:**      \$376,000 of \$ \$400,000 Available in SYS Goal 2.1.2 for FY 21/22.

**Background:**      Over the years, CSC staff has made every effort to educate the community about resources available through CSC funding and about the work and worth of the organization by using the full spectrum of media, as well as organizing and/or participating in hundreds of community events each year. This work is done with the understanding that we live in a diverse community that accesses and utilizes information in many different ways.

**Current Status:**      At the May Budget Retreat, the Council approved a \$400,000 budget to be spent on mainstream and niche media, to support a variety of CSC-led public awareness campaigns as well as to promote CSC funded services. Staff and M Network continually review and assess the effectiveness of our agency's media strategy and evaluate media partners and vendors according to the varied audiences and events we engage with. We recommend the following vendors and budget allocations for FY 21/22 as outlined below.

**Recommended Action:**      Approve Public Awareness Media and Collateral Purchase Plan

<b>Vendor</b>	<b>Description</b>	<b>Amount</b>
Actualidad Media Group, WMYM-AM	Radio PSA's; interviews; events; Spanish	\$8,000
A Graphic Difference / Image 360	Signage; banners; table tops, CSC displays	\$4,000
Afro Caribbean Groove/ Global Business Talk Show	Creole/English Speaking WAVS	\$1,000
Audacy	Talk radio, Sports, Community events	\$5,000
Beyond Language (Aldea Educativa)	On-line; bilingual Eng/Spanish	\$2,000
Bilmor With Advertising Specialties	Collaterals, Totes, Coloring Books	\$8,000



<b>Vendor</b>	<b>Description</b>	<b>Amount</b>
Brazilian Class (Achei USA)	Print/on-line Portuguese publication/radio	\$2,000
Broward Family Life Magazine (South Florida Family Life)	Print Ads; Blog; Dedicated E-blasts; Camp Fairs	\$13,000
Broward Times / DBA South Florida Times	Weekly Print, on-line	\$5,000
Caracol (Radio Caracol Broadcasting, Inc.)	Radio PSA's; Production; Spanish	\$3,000
Caribbean Connection Enterprises / Mike Andrews	Radio PSA's: Interviews: English Caribbean	\$3,000
Corporate Graffiti	Marketing collateral materials for community events	\$13,000
COX Radio Miami	Urban Radio PSA; Web Ads; 2 events	\$10,000
Creative Network Media LLC. - Caribbean National Weekly	Print; Caribbean American audience	\$2,000
DSK Entertainment & Event Plan WAVS	Jamaican radio show and publication	\$1,000
EnUSA	Print; Spanish monthly	\$2,700
Facebook/Twitter/Digital	Boosting Social Media	\$1,500
Four Winds Production/La Familia	On-line Quarterly Family Issues Magazine Spanish	\$1,200
Friends of WLRN-FM	Public Radio PSA's ( 4 campaigns)	\$20,000
Global Solution Agency (SAK Pase Media)	Radio PSA's; Interviews, events, Creole	\$15,000
Hamberger, Marybeth	Annual Report Photography	\$1,000
iHeart Radio	Urban Radio PSA's (3 Campaigns); Web Ads; 2 live personality events	\$12,000
KBK Group, Inc. - Sports & Activities Directory	Quarterly print and on-line; geographically targeted	\$10,000
Langworld	Translation Services	\$5,000
MIA Media Group	Bi-Monthly "Society" Tribune Insert/Black Owned Media/Monthly Editorial	\$3,600
Miami Family Magazine Inc. / Fort Lauderdale Family	Family print/on-line magazine	\$3,000
MT Olive / Mount Olive Development Corp.	Collateral (totes, t-shirts) Broward AWARE events	\$2,000
Munchkin Fun	On-line event resource/publisher of FRG articles	\$3,200



<b>Vendor</b>	<b>Description</b>	<b>Amount</b>
OUTFRONT Media LLC.	Billboards; 6 locations, one campaign	\$15,000
Paramount Broadcasting Commination, LLC.	TV Future First Rebroadcast Creole	\$15,000
Pat Montague	Radio PSA's Caribbean English	\$1,000
Riddims Market, Inc / Caribbean Riddims	Radio PSA's: Interviews: English Caribbean	\$3,000
SO Florida Caribbean News / South Florida Caribbean News	On-line Publications-Web ads; editorials; PR	\$1,500
Sun-Sentinel	Print, Online Mainstream	\$40,000
Telemundo	Spanish Language TV	\$20,000
The Ounce of Prevention	Child Abuse Prevention Pinwheels/Pins	\$300
Univision	Television Radio On-line Spanish	\$25,000
Westside Gazette	Print; Weekly; Central Broward African American	\$15,000
WFOR CBS on-line	PSA's (4 Campaigns). Production, Distribution, CBS Magazine Print	\$35,000
WPLG (Ch 10)	TV PSA's. 3 Campaigns,	\$30,000
WSFL 39 / DBA Tribune Company / Bought by Scripps Media	TV PSA's (4 Campaigns), Production, Distribution, Digital	\$15,000

**TOTAL \$376,000**



## For Council Meeting September 23, 2021

---



---

<b>Service Goal</b>	1.1 Support provider agency efforts to enhance their infrastructure and service delivery effectiveness.
<b>Objective:</b>	1.1.2 Provide funding to support organizational capacity building and program quality improvement initiatives.
<b>Action:</b>	Approve CSC Training Expenditures for REI Workshops
<b>Budget Impact:</b>	\$108,384 of \$183,971 Available in Goal 1.1.2 for FY 21/22

---



---

**Background:** Working toward the common goal of addressing race-based inequity, the CSC, and our community partners-Broward College, the Department of Health (DOH), Broward County Public Schools (BCPS), United Way, and Broward County Human Services Department, and others, collectively fund local equity-focused training, learning series and special events. Since 2015, the partnership has created pathways for research, the critical analysis of organizational policy and practice, and local and statewide network building. These efforts have connected thousands of individuals to various workshops, presentations, panel discussions, affinity groups, special events, committees, task forces, and learning communities.

**Current Status:** Shortly after the onset of the COVID-19 Pandemic, the CSC's training partners at the Racial Equity Institute, transitioned their Groundwater Presentation and 2-day Racial Equity workshop to an entirely virtual format. The sessions continue to prove to be highly effective and engaging. Demand for the 2-day workshop was so high in fiscal year 20/21, that three additional workshop sessions were added to the training scheduled to help meet demand and address the existing waiting list.

In fiscal year 20/21, CSC began partnering with Broward College (BC) to cost-share on the delivery of workshops and presentations. The CSC and Broward College will partner to provide workshops and presentations to local child and family-serving organizations, BC staff, BC students, alumni, and affiliates in fiscal year 21/22. To this end, CSC will contract with the Racial Equity Institute for nine Phase One 2-day Racial Equity Workshop (adult or youth audience) and four Groundwater presentations, and Broward College will directly contract with REI for five Phase One 2-day day workshops.

ORGANIZATION	VENDOR	SESSION	FREQUENCY & UNIT COST	TOTAL
Children's Services Council	Racial Equity Institute	2-Day Racial Equity Workshop Phase I	9 @ \$10,298.80	\$92,689.20
Children's Services Council	Racial Equity Institute	Groundwater Presentation	4 @ \$3,923.80	\$15,695.20
			Total	\$108,384.4

**Recommended Action:** Approve CSC Training Expenditures for REI Workshops



## For Council Meeting September 23, 2021

---

---

<b>Service Goal</b>	2.1 Reduce the incidence of child abuse, neglect and trauma.
<b>Objective:</b>	2.1.1 Provide effective family strengthening services to prevent child maltreatment.
<b>Issue:</b>	Opportunity to Leverage State Low Income Pool (LIP) Funding to allow expansion of services.
<b>Action:</b>	Approve LOA with the Agency for Health Care Administration (AHCA) on behalf of Henderson Behavioral Health.
<b>Budget Impact:</b>	No Impact.

---

---

**Background:** In State Fiscal Year 2018/19, the State of Florida expanded access to the Federal Low Income Pool (LIP) funds to include coverage for health care costs, including mental health services, for which compensation is not available from other payors. Under the current LIP program, the State does not provide any general revenue as matching funds and requires all match to come from local governmental entities, such as counties, hospital districts and other local governments. The current required match rate for the State is 38.97%. With the local matching funds, the State can draw down additional federal funding under the LIP program to fund uncompensated charity care. The Council has been the Leverage Entity for the Henderson Behavioral Center's LIP Agreement with the State of Florida Agency for Health Care Administration (AHCA) since FY19/20. The CSC's leverage commitment in FY 20/21 was \$87,083 or \$95,561 of our contract for Multi-Systemic Therapy (MST) services. The amount paid was dependent on whether the entire distribution from the State was paid using the enhanced Federal Medical Assistance Percentage (FMAP) per the Families First Coronavirus Response Act or if a portion of the State's distribution is paid after the expiration of the FMAP. The CSC paid AHCA \$95,561, and Henderson received a total of \$280,308 inclusive of Federal LIP match funding of \$184,747. With the additional funds, Henderson was able to serve 1,013 additional clients.

**Current Status:** For FY 21/22 Henderson has requested that we continue this partnership. As in previous agreements, there will be no additional costs to CSC. Henderson Behavioral Health will continue to provide Multi-Systemic Therapy (MST) services as outlined in their on-going contract, but CSC will pay AHCA an amount not to exceed \$107,363 of the \$701,842 that is available for Match for fiscal year 21/22. This agreement is expected to generate \$275,501 or 38.97%, of additional funds to Henderson, which they will use to provide additional services for youth and family case management. The Low-Income Pool Letter of Agreement is attached for reference.

**Recommended Action:** Approve LOA with the Agency for Health Care Administration (AHCA) on behalf of Henderson Behavioral Health.

## Low Income Pool Letter of Agreement

**THIS LETTER OF AGREEMENT (LOA)** is made and entered into in duplicate on the \_\_\_\_\_ day of \_\_\_\_\_ 2021, by and between **Children's Services Council of Broward County** on behalf of **Henderson Behavioral Health**, and the State of Florida, **Agency for Health Care Administration** (the "**Agency**"), for good and valuable consideration, the receipt and sufficiency of which is acknowledged.

### DEFINITIONS

"Charity care" or "uncompensated charity care" means that portion of hospital charges reported to the Agency for which there is no compensation, other than restricted or unrestricted revenues provided to a hospital by local governments or tax districts regardless of the method of payment. Uncompensated care includes charity care for the uninsured but does not include uncompensated care for insured individuals, bad debt, or Medicaid and Children's Health Insurance Program (CHIP) shortfall. The state and providers that are participating in Low Income Pool (LIP) will provide assurance that LIP claims include only costs associated with uncompensated care that is furnished through a charity care program and that adheres to the principles of the Healthcare Financial Management Association (HFMA) operated by the provider.

"Intergovernmental Transfers (IGTs)" means transfers of funds from a non-Medicaid governmental entity (e.g., counties, hospital taxing districts, providers operated by state or local government) to the Medicaid agency. IGTs must be compliant with 42 CFR Part 433 Subpart B.

"Low Income Pool (LIP)" means providing government support for safety-net providers for the costs of uncompensated charity care for low-income individuals who are uninsured. Uncompensated care includes charity care for the uninsured but does not include uncompensated care for insured individuals, "bad debt," or Medicaid and CHIP shortfall.

"Medicaid" means the medical assistance program authorized by Title XIX of the Social Security Act, 42 U.S.C. §§ 1396 et seq., and regulations thereunder, as administered in Florida by the Agency.

### A. GENERAL PROVISIONS

1. Per Senate Bill 2500, the General Appropriations Act of State Fiscal Year 2021-22, passed by the 2021 Florida Legislature, the **Children's Services Council of Broward County** and the Agency agree that the **Children's Services Council of Broward County** will remit IGT funds to the Agency in an amount not to exceed the total of **\$107,363**.
  - a. The **Children's Services Council of Broward County** and the Agency have agreed that these IGT funds will only be used to increase the provision of health services for the charity care of the **Children's Services Council of Broward County** and the State of Florida at large.
  - b. The increased provision of charity care health services will be accomplished through the following Medicaid programs:
    - i. LIP payments to hospitals, federally qualified health centers, Medical School Physician Practices, community behavioral health providers, and

rural health centers pursuant to the approved Centers for Medicare & Medicaid Services Special Terms and Conditions.

1. The **Children's Services Council of Broward County** will return the signed LOA to the Agency no later than October 1, 2021.
2. The **Children's Services Council of Broward County** will pay IGT funds to the Agency in an amount not to exceed the total of **\$107,363**.
  - a. Per Florida Statute 409.908, annual payments for the months of July 2021 through June 2022 are due to the Agency no later than October 31, 2021 unless an alternative plan is specifically approved by the agency.
  - b. The Agency will bill the **Children's Services Council of Broward County** when payment is due.
3. The **Children's Services Council of Broward County** and the Agency agree that the Agency will maintain necessary records and supporting documentation applicable to health services covered by this LOA.
  - a. Audits and Records
    - i. The **Children's Services Council of Broward County** agrees to maintain books, records, and documents (including electronic storage media) pertinent to performance under this LOA in accordance with generally accepted accounting procedures and practices, which sufficiently and properly reflect all revenues and expenditures of funds provided.
    - ii. The **Children's Services Council of Broward County** agrees to assure that these records shall be subject at all reasonable times to inspection, review, or audit by state personnel and other personnel duly authorized by the Agency, as well as by federal personnel.
    - iii. The **Children's Services Council of Broward County** agrees to comply with public record laws as outlined in section 119.0701, Florida Statutes.
  - b. Retention of Records
    - i. The **Children's Services Council of Broward County** agrees to retain all financial records, supporting documents, statistical records, and any other documents (including electronic storage media) pertinent to performance under this LOA for a period of six (6) years after termination of this LOA, or if an audit has been initiated and audit findings have not been resolved at the end of six (6) years, the records shall be retained until resolution of the audit findings.
    - ii. Persons duly authorized by the Agency and federal auditors shall have full access to and the right to examine any of said records and documents.



- i. The rights of access in this section must not be limited to the required retention period but shall last as long as the records are retained.
  - c. Monitoring
    - i. The **Children's Services Council of Broward County** agrees to permit persons duly authorized by the Agency to inspect any records, papers, and documents of the **Children's Services Council of Broward County** which are relevant to this LOA.
  - d. Assignment and Subcontracts
    - i. The **Children's Services Council of Broward County** agrees to neither assign the responsibility of this LOA to another party nor subcontract for any of the work contemplated under this LOA without prior written approval of the Agency. No such approval by the Agency of any assignment or subcontract shall be deemed in any event or in any manner to provide for the incurrence of any obligation of the Agency in addition to the total dollar amount agreed upon in this LOA. All such assignments or subcontracts shall be subject to the conditions of this LOA and to any conditions of approval that the Agency shall deem necessary.
- 4. This LOA may only be amended upon written agreement signed by both parties. The **Children's Services Council of Broward County** and the Agency agree that any modifications to this LOA shall be in the same form, namely the exchange of signed copies of a revised LOA.
- 5. The **Children's Services Council of Broward County** confirms that there are no pre-arranged agreements (contractual or otherwise) between the respective counties, taxing districts, and/or the providers to re-direct any portion of these aforementioned charity care supplemental payments in order to satisfy non-Medicaid, non-uninsured, and non-underinsured activities.
- 6. The **Children's Services Council of Broward County** agrees the following provision shall be included in any agreements between the **Children's Services Council of Broward County** and local providers where IGT funding is provided pursuant to this LOA: "Funding provided in this Agreement shall be prioritized so that designated IGT funding shall first be used to fund the Medicaid program (including LIP or DSH) and used secondarily for other purposes."
- 7. This LOA covers the period of July 1, 2021 through June 30, 2022 and shall be terminated June 30, 2022.
- 8. This LOA may be executed in multiple counterparts, each of which shall constitute an original, and each of which shall be fully binding on any party signing at least one counterpart.

<b>LIP Local Intergovernmental Transfers (IGTs)</b>	
<b>Program / Amount</b>	<b>State Fiscal Year 2021-2022</b>
Low Income Pool	\$107,363
<b>Total Funding</b>	<b>\$107,363</b>

**WITNESSETH:**

**IN WITNESS WHEREOF**, the parties have caused this page Letter of Agreement to be executed by their undersigned officials as duly authorized.

**Children's Services Council of  
Broward County**

**STATE OF FLORIDA, AGENCY FOR  
HEALTH CARE ADMINISTRATION**

**SIGNED**  
**BY:** \_\_\_\_\_

**SIGNED**  
**BY:** \_\_\_\_\_

**NAME:** \_\_\_\_\_

**NAME:** \_\_\_\_\_

**TITLE:** \_\_\_\_\_

**TITLE:** \_\_\_\_\_

**DATE:** \_\_\_\_\_

**DATE:** \_\_\_\_\_

**TAB R**

## For Council Meeting September 23, 2021

---

---

- Issue:** Budget Amendments and Interim Financial Statements for the Period Ending August 31, 2021
- Action:** Approve Budget Amendments and Interim Financial Statements for Period Ending August 31, 2021
- Budget Impact:** None
- 
- 

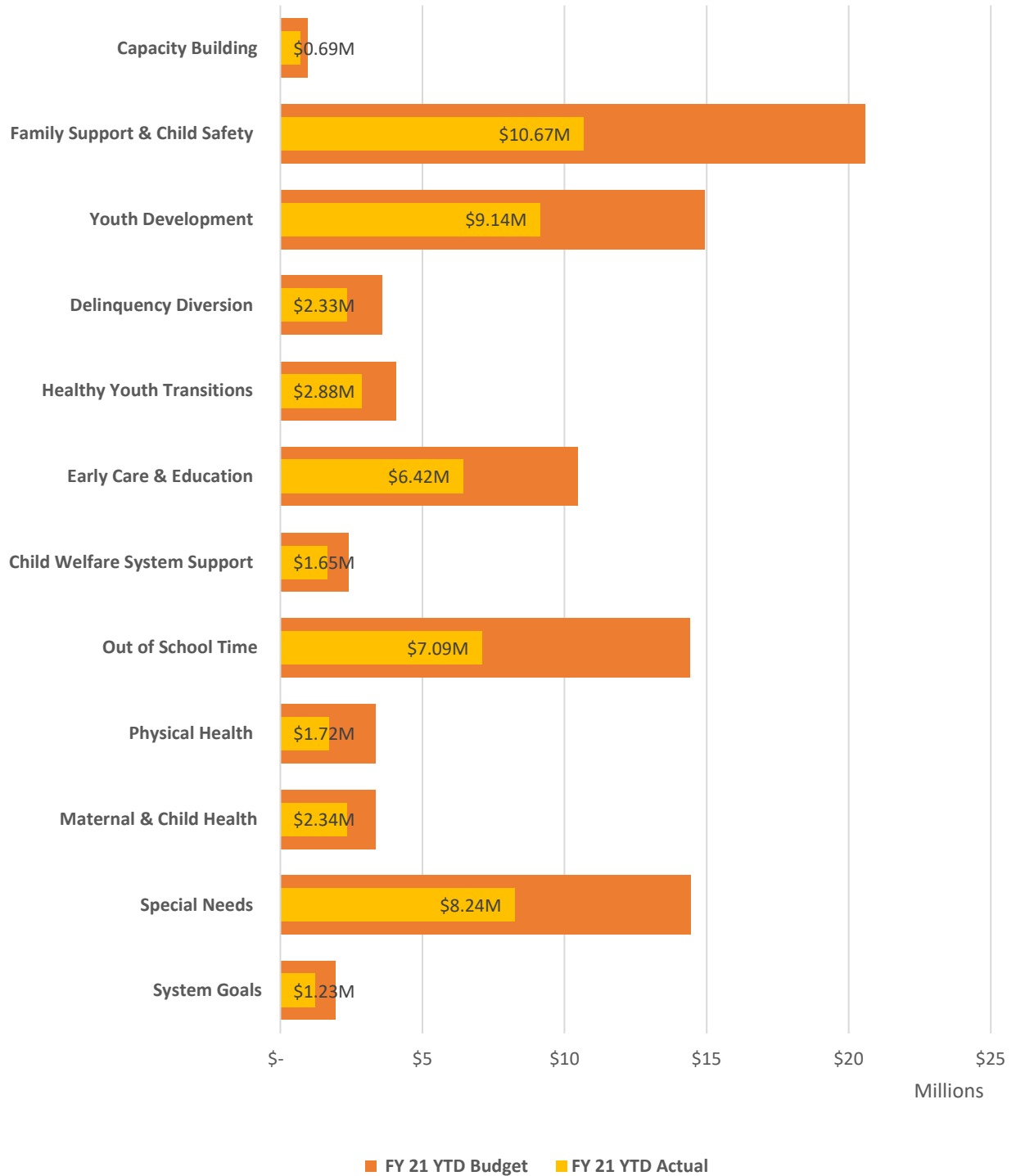
**Background:** The Budget Amendments and Interim Financial Statements are attached for review and approval. Programmatic billing runs a month behind; the administrative costs are presented through the end of August.

**Current Status:** The major financial highlights of the period include:

- ◆ **99.9% Of Ad Valorem Revenue Collected:** As of August 31, 2021, CSC has collected \$98.2M in tax revenue receipts, which is approximately 99.9% of the \$98.3M annual tax revenue budget.
- ◆ **Programs are underutilized:** The Program Goals report, (starting on page 6 of the Interim Financial Statements) presents utilization by detail for most CSC-funded programs. Programs with large variances between Percent of Budget and Ideal have comments outlining the individual circumstances. Overall program utilization through July 31, 2021 is 57%.

Many programs remain underutilized due to the challenges COVID-19 has created with recruitment and retention of participants, but the Providers continue to work on finding creative ways to engage children and youth in the virtual environment. They are offering in person services where possible at reduced ratios, but unfortunately, the summer programs were not as robust as pre-COVID years. Generally, the Providers are using cost reimbursement to draw down their contracts which means utilization is not tied to numbers served as it normally would be. CSC Staff have instructed providers to leave positions vacant if there are not sufficient referrals or participants to provide full-time work. The Program Services Budget to Actual Expenditures Chart provides a visual comparison of the budgeted and actual year to date program expenditures.

### Program Services Budget to Actual Expenditures YTD through 07.31.2021



**Recommended Action:** Approve Budget Amendments and Financial Statements for Period Ending August 31, 2021



**BUDGET AMENDMENTS**  
**For The Eleven Month Period Ended**  
**August 31, 2021**

Submitted to Council Meeting September 23, 2021



**Children's Services Council of Broward County  
Budget Amendments  
for Period Ended August 31, 2021**

<b>Description</b>	<b>Beginning Budget Annualized</b>	<b>Total Amendments</b>	<b>Ending Budget Annualized</b>	<b>Comments</b>
<b>Budget Amendments reflected in the financial statements:</b>				
<b><u>Service Goals:</u></b>				
Out of School Time, Goal 7.1.2	\$ 14,005,217.00	\$ 16,000.00	\$ 14,021,217.00	Moved from Unallocated for Learning Pods at Hallandale and KIDS CA 8.19.21
Unallocated - General	\$ 887,477.00	\$ (16,000.00)	\$ 871,477.00	Moved to Out of School Time, Goal 7.1.2. for Learning Pods CA 8.19.21



**INTERIM FINANCIAL STATEMENTS  
For The Eleven Month Period Ended  
August 31, 2021**

Submitted to Council Meeting September 23, 2021





**Children's Services Council of Broward County**  
**Table of Contents**  
**August 31, 2021**

	<b>Page</b>
Balance Sheet.....	2
Statement of Revenues, Expenditures and Changes in Fund Balance.....	3
Budget to Actual (Budgetary Basis) - Annualized Fiscal Year End.....	4-5
Contracted Programs Goals Budget to Actual - Monthly.....	6-12
Notes to the Financial Statements.....	13



**Children's Services Council of Broward County**  
**Balance Sheet**  
**August 31, 2021**

	<b>General Fund</b>	<b>Prior Year</b>
	<b>August 31, 2021</b>	<b>General Fund</b>
		<b>August 31, 2020</b>
<b>ASSETS</b>		
Current Assets:		
Cash	\$ 1,144,387.49	\$ 4,309,088.61
Investments (Note #3)	78,726,989.56	59,669,600.75
Accounts & Interest Receivable	423.72	19,654.00
Due from Other Governments	1,711,660.60	113,931.40
Prepaid Expenses	132,879.11	114,513.30
Total Current Assets	\$ 81,716,340.48	\$ 64,226,788.06
 <b>LIABILITIES and FUND EQUITY</b>		
Liabilities:		
Accounts Payable	5,526,852.36	4,027,521.43
Salaries & Wages Payable	359,388.77	421,450.93
Unearned Revenue	270,130.35	848,879.00
Total Liabilities	6,156,371.48	5,297,851.36
Fund Equity:		
Assigned for contracts/expenditures (Note #4)	7,577,263.32	2,523,345.72
Assigned for Administration (Note #5)	6,905,871.97	2,172,848.75
Assigned for Encumbrances	34,052,131.95	29,246,051.34
Committed For Building Fund (Note #6)	3,000,000.00	3,000,000.00
Unassigned Fund Balance: Minimum Fund Balance	10,453,745.00	10,125,617.70
Unassigned Fund Balance (Note #7)	13,570,956.76	11,861,073.19
Total Fund Equity	75,559,969.00	58,928,936.70
Total Liabilities and Fund Equity	\$ 81,716,340.48	\$ 64,226,788.06

Notes to the Financial Statements are an integral part of this statement



**Children's Services Council of Broward County**  
**Statement of Revenues, Expenditures and**  
**Changes In Fund Balance**  
**For October 2020 through August 2021**

	<b>August 2021 Actual</b>	<b>General Fund FY 2021 YTD Actual</b>	<b>General Fund FY 2020 YTD Actual (GF)</b>
<b>Revenues:</b>			
Ad Valorem Taxes	\$ 57,682.37	\$ 98,239,117.86	\$ 93,109,027.32
Interest on Investments (Note #8)	4,141.04	112,692.03	944,809.60
Fed thru State - Title IV E Legal Supports (Note #9)	-	244,377.70	298,416.71
Fed thru State - Title IV-E Adoption (Note #9)	-	67,742.91	-
Fed thru State - AEAP (Note #10)	-	956,951.98	-
Local Foundation(s)/Grant	-	1,271,249.45	858,990.12
Local Collab. Events & Resources	2,144.93	85,475.69	312,008.13
Training	405.00	6,390.00	9,180.00
<b>Total Revenue</b>	<b>\$ 64,373.34</b>	<b>\$ 100,983,997.62</b>	<b>\$ 95,532,431.88</b>
<b>Expenditures:</b>			
Total Program Services/Support (Note #11)	665,307.57	60,420,743.92	61,506,622.07
Total General Administration	259,101.31	3,108,461.04	3,069,083.57
Total Non-Operating	-	3,241,297.55	3,518,995.35
Total Capital Outlay	35,078.20	123,835.99	138,913.87
<b>Total Expenditures</b>	<b>959,487.08</b>	<b>66,894,338.50</b>	<b>68,233,614.86</b>
<b>Excess of Revenues over Expenditures</b>	<b>\$ (895,113.74)</b>	<b>34,089,659.12</b>	<b>27,298,817.02</b>
<b>Beginning Fund Balance</b>		<b>41,470,309.88</b>	<b>25,075,386.32</b>
<b>Ending Fund Balance</b>		<b>\$ 75,559,969.00</b>	<b>\$ 52,374,203.34</b>

Notes to the Financial Statements are an integral part of this statement



**Children's Services Council of Broward County**  
**Budget to Actual (Budgetary Basis)**  
**Annualized - Fiscal Year Ended September 30, 2021**

	<b>FY 2021 Annual Budget</b>	<b>FY 2021 YTD Actual</b>	<b>FY 2021 Encumbrances</b>	<b>Annualized Encumbrances &amp; Actual Exp.</b>	<b>Budget to Actual Variance</b>	<b>% of Actual Exp. Of Budget</b>
<b>Revenues:</b>						
Local Sources:						
Ad Valorem Taxes	\$ 98,384,555.00	\$ 98,239,117.86	\$ -	\$ 98,239,117.86	\$ (145,437.14)	99.85%
Interest on Investments (Note #8)	200,000.00	112,692.03	-	112,692.03	(87,307.97)	56.35%
Fed thru State - Title IV E Legal Supports (Note #9)	332,249.00	244,377.70	-	244,377.70	(87,871.30)	73.55%
Fed thru State - Title IV-E Adoption (Note #9)	66,000.00	67,742.91	-	67,742.91	1,742.91	102.64%
Fed thru State - AEAP (Note #10)	596,818.00	956,951.98	-	956,951.98	360,133.98	160.34%
Local Foundation(s)/Grant(s)	1,541,380.00	1,271,249.45	-	1,271,249.45	(270,130.55)	82.47%
Local Collab. Events & Resources	88,309.00	85,475.69	-	85,475.69	(2,833.31)	96.79%
Training	10,000.00	6,390.00	-	6,390.00	(3,610.00)	63.90%
Fund Balance	10,057,505.00	-	-	-	-	0.00%
<b>Total Revenues</b>	<b>111,276,816.00</b>	<b>100,983,997.62</b>	<b>-</b>	<b>100,983,997.62</b>	<b>(235,313.38)</b>	<b>90.75%</b>
<b>Expenditures:</b>						
Program Services:						
Direct Programs	95,465,330.00	54,407,479.67	33,480,587.01	87,888,066.68	7,577,263.32	92.06%
Outcomes	32,000.00	12,507.40	-	12,507.40	19,492.60	39.09%
Program/Financial Monitors	68,000.00	55,863.00	-	55,863.00	12,137.00	82.15%
<b>Total Program Services</b>	<b>95,565,330.00</b>	<b>54,475,850.07</b>	<b>33,480,587.01</b>	<b>87,956,437.08</b>	<b>7,608,892.92</b>	<b>92.04%</b>
Program Support:						
Employee Salaries	4,736,731.00	4,236,215.69	-	4,236,215.69	500,515.31	89.43%
Employee Benefits	2,016,546.00	1,593,791.19	-	1,593,791.19	422,754.81	79.04%
Consulting	24,400.00	1,797.00	9,095.80	10,892.80	13,507.20	44.64%
Travel	50,000.00	1,997.01	-	1,997.01	48,002.99	3.99%
Software Maintenance	92,255.00	57,191.76	24,048.08	81,239.84	11,015.16	88.06%
Telephone	25,000.00	13,776.82	1,229.18	15,006.00	9,994.00	60.02%
Postage	3,000.00	264.71	1,735.29	2,000.00	1,000.00	66.67%
Advertising	3,000.00	2,099.99	900.01	3,000.00	-	100.00%
Printing	4,000.00	1,874.00	2,126.00	4,000.00	-	100.00%
Other Purchased Svc.	21,658.00	5,539.71	2,699.00	8,238.71	13,419.29	38.04%
Material and Supplies	7,770.00	39.99	750.00	789.99	6,980.01	10.17%
Dues and Fees	47,005.00	30,305.98	2,889.30	33,195.28	13,809.72	70.62%
<b>Total Program Support</b>	<b>7,031,365.00</b>	<b>5,944,893.85</b>	<b>45,472.66</b>	<b>5,990,366.51</b>	<b>1,040,998.49</b>	<b>85.19%</b>
<b>Total Program Services/Support (Note #11)</b>	<b>102,596,695.00</b>	<b>60,420,743.92</b>	<b>33,526,059.67</b>	<b>93,946,803.59</b>	<b>8,649,891.41</b>	<b>91.57%</b>



**Children's Services Council of Broward County  
Budget to Actual (Budgetary Basis)  
Annualized - Fiscal Year Ended September 30, 2021**

	<b>FY 2021 Annual Budget</b>	<b>FY 2021 YTD Actual</b>	<b>FY 2021 Encumbrances</b>	<b>Annualized Encumbrances &amp; Actual Exp.</b>	<b>Budget to Actual Variance</b>	<b>% of Actual Exp. Of Budget</b>
<b>General Administration:</b>						
Employee Salaries	2,045,528.00	1,805,352.66		1,805,352.66	240,175.34	88.26%
Employee Benefits	918,864.00	744,219.63		744,219.63	174,644.37	80.99%
Legal Fees	40,000.00	20,572.00	19,428.00	40,000.00	-	100.00%
Auditors	35,500.00	35,301.00		35,301.00	199.00	99.44%
Other Consultants	88,827.00	7,061.25	32,109.95	39,171.20	49,655.80	44.10%
Insurance	60,017.00	55,050.89		55,050.89	4,966.11	91.73%
Telecommunications	63,000.00	44,343.75	12,294.13	56,637.88	6,362.12	89.90%
Rental - Equipment	44,474.00	13,183.35	7,778.47	20,961.82	23,512.18	47.13%
<b>Building Operations (Note #12)</b>						
Facilities Management	174,663.00	99,880.51	54,352.37	154,232.88	20,430.12	88.30%
Utilities	74,500.00	47,247.33	26,252.67	73,500.00	1,000.00	98.66%
Other Building Operations	179,627.00	5,449.56	9,623.00	15,072.56	164,554.44	8.39%
Software Maintenance / SaaS	165,803.00	130,069.37	10,339.55	140,408.92	25,394.08	84.68%
Equipment Repairs and Maintenance	50,972.00	10,373.80	5,710.64	16,084.44	34,887.56	31.56%
Travel	35,000.00	168.95		168.95	34,831.05	0.48%
Postage	8,000.00	1,793.95	4,706.05	6,500.00	1,500.00	81.25%
Advertising	10,670.00	395.75	7,104.25	7,500.00	3,170.00	70.29%
Printing	12,000.00	624.90	5,415.10	6,040.00	5,960.00	50.33%
Other Purchased Svc.	85,261.00	64,689.36	18,423.30	83,112.66	2,148.34	97.48%
Materials and Supplies	64,379.00	13,359.26	28,829.55	42,188.81	22,190.19	65.53%
Dues and Fees	41,640.00	9,323.77	1,214.70	10,538.47	31,101.53	25.31%
<b>Total General Administration</b>	<b>4,198,725.00</b>	<b>3,108,461.04</b>	<b>243,581.73</b>	<b>3,352,042.77</b>	<b>846,682.23</b>	<b>79.83%</b>
<b>Non-Operating:</b>						
Community Redevelopment Agency(Note#13)	3,303,652.00	2,621,916.55		2,621,916.55	681,735.45	79.36%
Prop Appraiser/Tax Coll Fees	631,519.00	619,381.00	12,138.00	631,519.00	-	100.00%
<b>Total Non-Operating</b>	<b>3,935,171.00</b>	<b>3,241,297.55</b>	<b>12,138.00</b>	<b>3,253,435.55</b>	<b>681,735.45</b>	<b>82.68%</b>
<b>Capital Outlay:</b>						
Computer Equipment/Software	461,784.00	90,170.01	219,827.55	309,997.56	151,786.44	67.13%
Remodeling & Renovations	30,000.00	4,750.00	25,000.00	29,750.00	250.00	99.17%
Furniture/Equipment	31,213.00	5,687.98	25,525.00	31,212.98	0.02	100.00%
Improvements Othr Than Bldg	23,228.00	23,228.00		23,228.00	-	100.00%
<b>Total Capital Outlay</b>	<b>546,225.00</b>	<b>123,835.99</b>	<b>270,352.55</b>	<b>394,188.54</b>	<b>152,036.46</b>	<b>72.17%</b>
<b>Total Expenditures</b>	<b>\$ 111,276,816.00</b>	<b>\$ 66,894,338.50</b>	<b>\$ 34,052,131.95</b>	<b>\$ 100,946,470.45</b>	<b>\$ 10,330,345.55</b>	<b>90.72%</b>

Notes to the Financial Statements are an integral part of this statement



**Children's Services Council of Broward County  
 Program Expenditures By Goals  
 Budget to Actual (Budgetary Basis)  
 For the Eleven Month Period Ended August 31, 2021**

	Program invoice - Prior Month		Fiscal Year 2020 - 2021			% of Budget	Ideal @ July	Comments
	July Budget	July Actual	Annualized Budget	YTD Actual Expenditures	Remaining Budget			
<b>Service Goals:</b>								
<i>Training/ Technical Assistance</i>								
Training	7,037.00	7,037.00	89,280.00	59,650.50	29,629.50	66.81%	83.33%	
<b>Total Training/ Technical Assistance</b>	<b>7,037.00</b>	<b>7,037.00</b>	<b>89,280.00</b>	<b>59,650.50</b>	<b>29,629.50</b>	<b>66.81%</b>		
<i>Organization &amp; Program Quality</i>								
Mini Grants			134,000.00	102,000.00	32,000.00	76.12%	83.33%	
Racial Equity Initiatives	5,000.00	8,923.80	248,574.00	149,301.23	99,272.77	60.06%	83.33%	
Leadership Initiatives			46,000.00	40,000.00	6,000.00	86.96%	83.33%	
Unallocated-Support Organizational Development			802.00		802.00	0.00%		
<b>Total Organization &amp; Program Quality</b>	<b>5,000.00</b>	<b>8,923.80</b>	<b>429,376.00</b>	<b>291,301.23</b>	<b>138,074.77</b>	<b>67.84%</b>		
<i>Fiscal Support</i>								
Com Reconstruction Housing FS Alex Rebb-Fam St	2,083.00	2,083.33	25,000.00	20,833.31	4,166.69	83.33%	83.33%	
Comm Based Connec/FS Alex Rebb-LT	769.00	769.00	9,228.00	7,690.00	1,538.00	83.33%	83.33%	
Community Based Connection FS Alex Rebb-PEACE	1,314.00	1,314.33	15,772.00	13,143.30	2,628.70	83.33%	83.33%	
Ctr for Hearing FS KIDS-Fam St	399.00	398.83	4,786.00	3,988.30	797.70	83.33%	83.33%	
Ctr for Hearing FS KIDS-MOST SN	614.00	614.42	7,373.00	6,144.20	1,228.80	83.33%	83.33%	
Ctr for Hearing FS KIDS-STEP	643.00	643.25	7,719.00	6,432.50	1,286.50	83.33%	83.33%	
Ctr for Hearing FS KIDS-Yth Force	427.00	426.83	5,122.00	4,268.30	853.70	83.33%	83.33%	
HOMES FS KIDS HYT	594.00	593.92	7,127.00	5,939.20	1,187.80	83.33%	83.33%	
New Mirawood -FS KIDS -MOST	1,708.00	1,708.33	20,500.00	17,083.30	3,416.70	83.33%	83.33%	
Our Children Our Future FS Alex Rebb-Yth Force	1,010.00	1,010.42	12,125.00	10,104.20	2,020.80	83.33%	83.33%	
So FL Hunger: FS Meals on Wheels- Breakspot	776.00		9,316.00	6,986.97	2,329.03	75.00%	83.33%	Pending July invoice.
So FL Hunger: FS Meals on Wheels-Mobile Pantry	590.00		7,089.00	5,316.75	1,772.25	75.00%	83.33%	Pending July invoice.
Unallocated-Fiscal Sponsor			36,823.00		36,823.00	0.00%		
<b>Total Fiscal Support</b>	<b>10,927.00</b>	<b>9,562.66</b>	<b>167,980.00</b>	<b>107,930.33</b>	<b>60,049.67</b>	<b>64.25%</b>		
<i>Volunteers</i>								
Volunteer Broward	24,025.00	22,208.73	288,297.00	231,605.29	56,691.71	80.34%	83.33%	
<b>Total Volunteers</b>	<b>24,025.00</b>	<b>22,208.73</b>	<b>288,297.00</b>	<b>231,605.29</b>	<b>56,691.71</b>	<b>80.34%</b>		
<b>Total Agency Capacity</b>								
<b>Reduce Abuse &amp; Neglect</b>	<b>46,989.00</b>	<b>47,732.19</b>	<b>974,933.00</b>	<b>690,487.35</b>	<b>284,445.65</b>	<b>70.82%</b>		
Advocacy Network on Disabilities	17,707.00	14,266.71	212,504.00	126,817.92	85,686.08	59.68%	83.33%	Low referrals. TA provided.
ARC, INC - PAT	54,341.00	38,299.63	652,103.00	492,404.83	159,698.17	75.51%	83.33%	
Boys & Girls Club	31,899.00		382,800.00	274,227.77	108,572.23	71.64%	83.33%	Low utilization due to COVID-19. Pending Jul invoice.
Boys Town South Florida	28,924.00	29,297.26	347,099.00	280,432.22	66,666.78	80.79%	83.33%	
Broward Behavioral Health Coalition(BYRC Match)	4,999.00		60,000.00	30,030.06	29,969.94	50.05%	83.33%	Pending July invoice.
Broward Children's Center	16,093.00		142,677.00	49,823.60	92,853.40	34.92%	83.33%	Staff vacancy. Pending July invoice.
Children's Harbor	45,176.00	36,443.58	542,121.00	387,935.56	154,185.44	71.56%	83.33%	Staff vacancy & FMLA
Comm Based Connection/FS Alex Rebb-LT	23,892.00	20,366.89	286,711.00	216,560.85	70,150.15	75.53%	83.33%	
Ctr for Hearing FS KIDS-Fam St	13,978.00	17,723.43	167,742.00	121,474.23	46,267.77	72.42%	83.33%	Referrals increasing. Trending upward.
Family Central w/KID-Nurturing	39,136.00	35,990.91	469,641.00	343,920.73	125,720.27	73.23%	83.33%	Underutilization with an upward trend.
Gulf Coast CC	71,610.00	79,871.04	859,327.00	742,779.02	116,547.98	86.44%	83.33%	
Henderson Beh Hlth-HOMEBUILDER	45,308.00	32,539.59	543,716.00	344,651.37	199,064.63	63.39%	83.33%	Staff vacancy
Henderson Beh Hlth-MST -	36,521.00	52,230.00	701,842.00	569,932.32	131,909.68	81.21%	83.33%	
Henderson Beh Hlth-PIP			1,250.00	1,250.00	-	100.00%		Contract ended January 31, 2021.
Hispanic Unity	40,692.00	54,133.05	488,309.00	367,882.66	120,426.34	75.34%	83.33%	
Jack and Jill Children's Center	14,255.00	18,747.90	171,073.00	135,347.86	35,725.14	79.12%	83.33%	
JAFCO-MST	51,225.00		590,715.00	422,670.64	168,044.36	71.55%	83.33%	Pending July invoice.
Juliana Gerena & Assoc.	27,641.00	20,100.61	331,716.00	236,571.16	95,144.84	71.32%	83.33%	Staff vacancy.
KIDS in Distress-HOMEBUILDERS	45,822.00		549,873.00	348,378.72	201,494.28	63.36%	83.33%	Staff vacancy. Pending Jul invoice.
KIDS in Distress-KID FIRST & SAFE	109,183.00	97,335.38	1,310,202.00	928,297.10	381,904.90	70.85%	83.33%	Fully staffed. Upward trend anticipated.
Memorial Healthcare Sys-Teens	31,635.00	38,961.47	379,638.00	292,550.14	87,087.86	77.06%	83.33%	
Memorial Healthcare Sys-Ties	67,426.00	60,439.24	809,119.00	670,195.13	138,923.87	82.83%	83.33%	
PACE	21,070.00	27,387.39	252,840.00	178,146.31	74,693.69	70.46%	83.33%	Staff vacancy resolved. Trending up.
Smith Mental Health Assoc-CBT	48,390.00	48,380.38	578,147.00	480,526.38	97,620.62	83.11%	83.33%	





**Children's Services Council of Broward County  
Program Expenditures By Goals  
Budget to Actual (Budgetary Basis)  
For the Eleven Month Period Ended August 31, 2021**

	<b>July Budget</b>	<b>July Actual</b>	<b>Annualized Budget</b>	<b>YTD Actual Expenditures</b>	<b>Remaining Budget</b>	<b>% of Budget</b>	<b>Ideal @ July</b>	<b>Comments</b>
Training			43,500.00	-	43,500.00	0.00%		TBD
Unallocated -Family Strengthening			184,209.00		184,209.00	0.00%		
<b>Total Reduce Abuse &amp; Neglect</b>	<b>886,923.00</b>	<b>722,514.46</b>	<b>11,058,874.00</b>	<b>8,042,806.58</b>	<b>3,016,067.42</b>	<b>72.73%</b>		
<b>Kinship Care/Non-Relative Care</b>								
Harmony Development Center	14,064.00	13,991.80	169,687.00	164,418.79	5,268.21	96.90%	83.33%	Robust CM services for high need families.
KIDS in Distress-KISS	49,426.00		601,120.00	382,237.61	218,882.39	63.59%	83.33%	Pending Jul invoice. TA provided.
Legal Aid Service-KISS	26,874.00	25,362.25	322,500.00	274,899.80	47,600.20	85.24%	83.33%	
Mental Health America of So FL	12,368.00	19,170.48	149,918.00	109,051.23	40,866.77	72.74%	83.33%	Low referrals due to COVID-19.
<b>Total Kinship Care/Non-Relative Care</b>	<b>102,732.00</b>	<b>58,524.53</b>	<b>1,243,225.00</b>	<b>930,607.43</b>	<b>312,617.57</b>	<b>74.85%</b>		
<b>Trauma</b>								
Broward Behavioral Health Ctr	41,666.00		500,000.00	189,147.32	310,852.68	37.83%	83.33%	Payer of last resort.
Children's Bereavement Ctr	5,259.00	5,088.17	63,114.00	43,049.98	20,064.02	68.21%	83.33%	Low enrollment.
JAFCO-Community Wellness Center - CSC	6,666.00	7,184.15	80,000.00	67,235.83	12,764.17	84.04%	83.33%	
JAFCO-Community Wellness Center	81,409.00	74,599.05	976,925.00	668,700.41	308,224.59	68.45%	83.33%	Staff vacancies.
Center For Mind Body Medicine			122,000.00	24,700.00	97,300.00	20.25%	83.33%	Pending invoices.
Media Campaign	1,975.00	1,975.00	40,000.00	22,540.00	17,460.00	56.35%		
Community Meetings			225.00	225.00	-	100.00%	100.00%	
Reserved for H.E.A.L. Trauma RFP			2,000,000.00		2,000,000.00	0.00%		Pending procurement
Trauma - Other			500,000.00	-	500,000.00	0.00%		Pending procurement
Unallocated - Trauma			1,851,212.00		1,851,212.00	0.00%		
<b>Total Trauma</b>	<b>136,975.00</b>	<b>88,846.37</b>	<b>6,133,476.00</b>	<b>1,015,598.54</b>	<b>5,117,877.46</b>	<b>16.56%</b>		
<b>Hunger</b>								
CCB-SE FL Common Eligibility Unit	6,289.00	2,638.90	61,040.00	41,398.23	19,641.77	67.82%		
Deliver Lean Care COVID 11/20			88,240.00	88,129.40	110.60	99.87%	100.00%	
FLIPPANY			90,821.00	43,301.00	47,520.00	47.68%		Contract ended June 30, 2021. Contract pending 7.1.21.
Harvest Drive			45,000.00	45,000.00	-	100.00%	0.00%	
So FL Hunger: Breakspot FS Meals on Wheels	11,091.00		133,091.00	62,605.36	70,485.64	47.04%	83.33%	Summer program. Pending July invoice.
So FL Hunger: Mobile School Pantry	8,439.00		101,273.00	81,396.30	19,876.70	80.37%	83.33%	Pending July invoice.
Media Campaign-COVID			30,000.00	30,000.00	-	100.00%	100.00%	
Supplies - COVID			8,160.00	4,080.00	4,080.00	50.00%		
Unallocated Hunger - COVID			43,875.00		43,875.00	0.00%		
Unallocated Hunger			112,281.00		112,281.00	0.00%		
<b>Total Hunger</b>	<b>25,819.00</b>	<b>2,638.90</b>	<b>713,781.00</b>	<b>395,910.29</b>	<b>317,870.71</b>	<b>55.47%</b>		
<b>Financial Stability</b>								
Hispanic Unity-VITA	26,727.00		320,727.00	168,603.35	152,123.65	52.57%	83.33%	Amendment pending. Pending invoices.
HOPE S FL	6,708.00		80,500.00	57,531.00	22,969.00	71.47%	83.33%	Pending July invoice.
United Way	71,428.00		500,000.00	31,724.46	468,275.54	6.34%		Contract extension thru 12.31.21
Unallocated-Financial Stability			500,000.00		500,000.00	0.00%		
<b>Total Financial Stability</b>	<b>104,863.00</b>	<b>-</b>	<b>1,401,227.00</b>	<b>257,858.81</b>	<b>1,143,368.19</b>	<b>18.40%</b>		
<b>Total Family Strengthening</b>	<b>1,257,312.00</b>	<b>872,524.26</b>	<b>20,550,583.00</b>	<b>10,642,781.65</b>	<b>9,907,801.35</b>	<b>51.79%</b>		
<b>Youth Development</b>								
Com Reconstruction Housing FS Alex Rebb	37,917.00	42,764.38	455,000.00	371,718.83	83,281.17	81.70%	99.00%	Low Enrollment due to COVID-19.
Community Access Ctr, Inc	16,856.00	35,885.03	202,275.00	118,567.12	83,707.88	58.62%	99.00%	Low Enrollment due to COVID-19.
Crockett Foundation, Inc	24,309.00	36,852.54	337,263.00	221,646.74	115,616.26	65.72%	99.00%	Low Enrollment due to COVID-19.
Crockett Foundation, Inc - DeLuca Foundation	24,310.00	33,365.07	291,720.00	196,066.31	95,653.69	67.21%	99.00%	Low Enrollment due to COVID-19.
Ctr for Hearing FS KIDS-Yth Force	14,957.00	32,087.70	179,480.00	121,531.85	57,948.15	67.71%	99.00%	Low Enrollment due to COVID-19.
Firewall Ctr	19,560.00	31,849.94	234,720.00	186,190.12	48,529.88	79.32%	99.00%	SY21 had low enrollment, but SY22 has a wait list.
Firewall Ctr-DeLuca Foundation	19,560.00	27,775.85	234,720.00	168,136.04	66,583.96	71.63%	99.00%	Low Enrollment due to COVID-19.
HANDY	40,592.00	35,897.61	487,095.00	318,670.05	168,424.95	65.42%	99.00%	Low Enrollment due to COVID-19.
Hanley Ctr Foundation	2,545.00	2,545.42	30,545.00	25,454.20	5,090.80	83.33%	99.00%	Low Enrollment due to COVID-19.
Harmony Development Ctr, Inc	34,297.00	29,098.74	451,584.00	219,458.77	232,125.23	48.60%	99.00%	Low Enrollment due to COVID-19. 8/1/21 expansion.
Hispanic Unity	120,003.00	217,736.72	1,498,546.00	865,223.80	633,322.20	57.74%	99.00%	SY21 had low enrollment, but SY22 has a wait list.
Memorial Healthcare Sys	46,863.00	47,873.57	562,350.00	449,993.73	112,356.27	80.02%	99.00%	Low Enrollment due to COVID-19.
Memorial Healthcare System - DeLuca Foundation	18,745.00	16,599.15	224,940.00	194,788.17	30,151.83	86.60%	99.00%	Low Enrollment due to COVID-19.



**Children's Services Council of Broward County  
 Program Expenditures By Goals  
 Budget to Actual (Budgetary Basis)  
 For the Eleven Month Period Ended August 31, 2021**

	<b>July Budget</b>	<b>July Actual</b>	<b>Annualized Budget</b>	<b>YTD Actual Expenditures</b>	<b>Remaining Budget</b>	<b>% of Budget</b>	<b>Ideal @ July</b>	<b>Comments</b>
Opportunities Ind Centers/OIC	27,071.00	27,885.49	365,349.00	226,418.76	138,930.24	61.97%	99.00%	Low Enrollment due to COVID-19.
Our Children Our Future FS Alex Rebb	14,434.00	15,359.48	173,220.00	101,996.45	71,223.55	58.88%	99.00%	Low Enrollment due to COVID-19.
Urban League of BC	23,666.00	25,989.92	306,326.00	200,007.59	106,318.41	65.29%	99.00%	Low Enrollment due to COVID-19.
West Park, City of	20,166.00		242,000.00	17,319.26	224,680.74	7.16%		
YMCA of S FL	55,580.00	57,556.08	693,706.00	405,664.28	288,041.72	58.48%	99.00%	Low Enrollment due to COVID-19. 8/1/21 expansion.
Wyman TOP Training	8,000.00	7,000.00	20,500.00	19,500.00	1,000.00	95.12%	100.00%	
<b>Total Youth Development</b>	<b>569,431.00</b>	<b>724,122.69</b>	<b>6,991,339.00</b>	<b>4,428,352.07</b>	<b>2,562,986.93</b>	<b>63.34%</b>		
<b>LEAP High School</b>								
Community Based Connections			23,715.00		23,715.00	0.00%	82.00%	August 1, 2021 start date
Firewall Ctr	10,882.00	11,010.43	168,672.00	94,737.66	73,934.34	56.17%	82.00%	Low Enrollment due to COVID-19. 8/1/21 expansion.
Hispanic Unity	81,163.00	125,968.47	954,450.00	626,888.85	327,561.15	65.68%	82.00%	Low Enrollment due to COVID-19.
Museum of Discovery & Science	7,750.00		31,000.00		31,000.00	0.00%	82.00%	New program. Pending invoices.
YMCA of S FL	215,565.00	171,044.57	2,586,780.00	1,536,025.65	1,050,754.35	59.38%	82.00%	Low Enrollment due to COVID-19.
Motivational Edge	4,243.00	542.16	50,909.00	11,634.59	39,274.41	22.85%	82.00%	Low Enrollment due to COVID-19.
Unallocated LEAP High School			64,554.00		64,554.00	0.00%		
<b>Total LEAP High School</b>	<b>319,603.00</b>	<b>308,565.63</b>	<b>3,880,080.00</b>	<b>2,269,286.75</b>	<b>1,610,793.25</b>	<b>58.49%</b>		
<b>Youth Employment</b>								
CareerSource Broward	664,276.00	758,559.85	2,517,041.00	1,371,916.82	1,145,124.18	54.51%	83.33%	Summer program.
<b>Total Youth Employment</b>	<b>664,276.00</b>	<b>758,559.85</b>	<b>2,517,041.00</b>	<b>1,371,916.82</b>	<b>1,145,124.18</b>	<b>54.51%</b>		
<b>PEACE</b>								
Community Based Connection FS Alex Rebb	40,833.00	35,193.79	490,000.00	342,018.91	147,981.09	69.80%	83.33%	Low enrollment due to COVID-19.
Crockett Foundation, Inc	20,258.00	19,048.93	243,100.00	183,245.98	59,854.02	75.38%	83.33%	
Harmony Development Ctr, Inc	14,751.00		177,000.00	86,174.93	90,825.07	48.69%	83.33%	Low enrollment due to COVID-19. Pending Jul invoice.
Smith Community MH	43,562.00	64,454.37	522,750.00	381,050.06	141,699.94	72.89%	83.33%	Low enrollment due to COVID-19.
<b>Total PEACE</b>	<b>119,404.00</b>	<b>118,697.09</b>	<b>1,432,850.00</b>	<b>992,489.88</b>	<b>440,360.12</b>	<b>69.27%</b>		
<b>Youth Leadership Development</b>								
First Call for Help	2,500.00	2,500.00	30,000.00	25,000.00	5,000.00	83.33%	83.33%	
FL Children's 1st	569.00	600.00	6,822.00	4,900.00	1,922.00	71.83%	83.33%	Lower expenses due to COVID-19
FLITE (FT Laud Indepen Training & Education)	6,250.00		75,000.00	44,462.25	30,537.75	59.28%	83.33%	Pending July invoice.
Unallocated Yth Leadership Development			203.00		203.00	0.00%		
<b>Total Youth Leadership Development</b>	<b>9,319.00</b>	<b>3,100.00</b>	<b>112,025.00</b>	<b>74,362.25</b>	<b>37,662.75</b>	<b>66.38%</b>		
<b>Diversion Programs</b>								
Broward Sheriff's Office	66,436.00	53,770.44	797,236.00	518,994.83	278,241.17	65.10%	83.33%	Low referrals.
Camelot CC	28,895.00	5,808.88	346,735.00	115,865.91	230,869.09	33.42%	83.33%	Low referrals.
Harmony Development Ctr, Inc	18,989.00	13,561.56	227,964.00	148,707.59	79,256.41	65.23%	83.33%	Low referrals.
Henderson Behavioral Health	30,581.00	13,227.97	366,986.00	200,586.67	166,399.33	54.66%	83.33%	Low referrals.
Juliana Gerena & Assoc. Program	31,478.00	30,022.44	370,248.00	288,769.86	81,478.14	77.99%	83.33%	
Memorial Healthcare Sys	49,625.00		595,509.00	421,774.87	173,734.13	70.83%	83.33%	Low referrals. Pending July invoice.
PACE Center for Girls	18,378.00		215,133.00	146,565.29	68,567.71	68.13%	83.33%	Low referrals. Pending July invoice.
Smith Mental Health Association.	29,294.00	36,361.19	351,529.00	274,310.50	77,218.50	78.03%	83.33%	
Urban League of BC	25,449.00	22,104.45	305,388.00	216,423.07	88,964.93	70.87%	83.33%	Low referrals.
Training			25,000.00		25,000.00	0.00%		
<b>Total Diversion Programs</b>	<b>299,125.00</b>	<b>174,856.93</b>	<b>3,601,728.00</b>	<b>2,331,998.59</b>	<b>1,269,729.41</b>	<b>64.75%</b>		
<b>Total Yth Development &amp; Juvenile Div</b>								
	<b>1,981,158.00</b>	<b>2,087,902.19</b>	<b>18,535,063.00</b>	<b>11,468,406.36</b>	<b>7,066,656.64</b>	<b>61.87%</b>		
<b>Independent Living Program</b>								
Broward Education Foundation			17,250.00		17,250.00	0.00%	83.33%	Invoice pending.
Camelot CC	34,773.00	29,083.86	417,286.00	250,542.02	166,743.98	60.04%	83.33%	Utilization impacted by COVID-19. Staff vacancy.
FLITE (FT Laud Indepen Training & Education)	15,031.00		180,381.00	127,803.53	52,577.47	70.85%	83.33%	Pending July invoice.
Gulf Coast CC	40,833.00		494,890.00	313,005.57	181,884.43	63.25%	83.33%	Pending invoices. TA provided.
HANDY	61,387.00	61,241.05	736,650.00	498,944.77	237,705.23	67.73%	83.33%	Utilization impacted by COVID 19
Harmony Development Ctr, Inc	33,856.00	31,052.79	408,286.00	285,934.49	122,351.51	70.03%	83.33%	Utilization impacted by COVID 19
Henderson Beh Hlth -Wilson Gardens	13,840.00	10,811.16	239,887.00	121,247.85	118,639.15	50.54%	83.33%	Utilization impacted by COVID-19. Staff vacancy.





**Children's Services Council of Broward County  
 Program Expenditures By Goals  
 Budget to Actual (Budgetary Basis)  
 For the Eleven Month Period Ended August 31, 2021**

	<b>July Budget</b>	<b>July Actual</b>	<b>Annualized Budget</b>	<b>YTD Actual Expenditures</b>	<b>Remaining Budget</b>	<b>% of Budget</b>	<b>Ideal @ July</b>	<b>Comments</b>
HOMES FS KIDS HYT	8,485.00	9,112.50	101,818.00	80,389.33	21,428.67	78.95%	83.33%	
Memorial Healthcare Sys	34,601.00	61,278.11	686,530.00	595,624.42	90,905.58	86.76%	83.33%	
Museum of Discovery/Science	8,311.00	13,721.21	99,726.00	92,167.91	7,558.09	92.42%	83.33%	
PACE Center for Girls	23,981.00	28,418.29	274,375.00	229,370.20	45,004.80	83.60%	83.33%	
SunServe	33,285.00	21,721.63	399,421.00	283,475.95	115,945.05	70.97%	83.33%	Utilization impacted by COVID 19
Consultant			25,000.00		25,000.00	0.00%		TIP training being scheduled.
<b>Total Independent Living Program</b>	<b>308,383.00</b>	<b>266,440.60</b>	<b>4,081,500.00</b>	<b>2,878,506.04</b>	<b>1,202,993.96</b>	<b>70.53%</b>		
<b>Total Independent Living</b>	<b>308,383.00</b>	<b>266,440.60</b>	<b>4,081,500.00</b>	<b>2,878,506.04</b>	<b>1,202,993.96</b>	<b>70.53%</b>		
<b>Subsidized Childcare</b>								
Early Learning Coalition	357,737.00	1,667,532.31	4,592,850.00	3,905,551.41	687,298.59	85.04%	83.33%	
Early Learning Coalition - Vul Pop	334,820.00	179,223.61	4,017,850.00	1,404,601.44	2,613,248.56	34.96%	83.33%	Contract extension thru 12.31.21
Early Learning Coalition - Unallocated			268,689.00		268,689.00	0.00%		TBD- Childcare recruitment.
<b>Total Subsidized Childcare</b>	<b>692,557.00</b>	<b>1,846,755.92</b>	<b>8,879,389.00</b>	<b>5,310,152.85</b>	<b>3,569,236.15</b>	<b>59.80%</b>		
<b>Training/TA Preschool Teachers</b>								
Family Central w KID	75,006.00	65,358.58	900,073.00	680,290.35	219,782.65	75.58%	83.33%	
<b>Total Training/TA Preschool Teachers</b>	<b>75,006.00</b>	<b>65,358.58</b>	<b>900,073.00</b>	<b>680,290.35</b>	<b>219,782.65</b>	<b>75.58%</b>		
<b>Grade Level Reading</b>								
Broward Reads for the Record Supplies-Books			127,090.00		127,090.00	0.00%		Invoice pending.
Broward Reads Initiative			30,061.00	10,850.23	19,210.77	36.09%		
Children's Literacy Initiative			117,350.00	67,350.00	50,000.00	57.39%		Program sunsetted June 2021.
Countdown to Kindergarten			1,495.00	1,495.00	-	100.00%		
Kidvision			101,000.00	101,000.00	-	100.00%		
Reading & Math			180,224.00	179,843.23	380.77	99.79%	100.00%	Event held in the summer.
Volunteer Broward	7,231.00	7,028.60	91,095.00	73,761.11	17,333.89	80.97%	83.33%	
Unallocated-Grade Level Reading			34,612.00		34,612.00	0.00%		
<b>Total Grade Level Reading</b>	<b>7,231.00</b>	<b>7,028.60</b>	<b>682,927.00</b>	<b>434,299.57</b>	<b>248,627.43</b>	<b>63.59%</b>		
<b>Total Literacy Early Education</b>	<b>774,794.00</b>	<b>1,919,143.10</b>	<b>10,462,389.00</b>	<b>6,424,742.77</b>	<b>4,037,646.23</b>	<b>61.41%</b>		
<b>Adoptive/Foster Parent Recruit</b>								
Forever Families/Gialogic	15,021.00	15,020.83	180,250.00	150,208.30	30,041.70	83.33%	83.33%	
Heart Gallery of Broward	3,737.00	3,737.58	44,851.00	37,375.80	7,475.20	83.33%	83.33%	
<b>Total Adoptive/Foster Parent Recruit</b>	<b>18,758.00</b>	<b>18,758.41</b>	<b>225,101.00</b>	<b>187,584.10</b>	<b>37,516.90</b>	<b>83.33%</b>		
<b>Legal Issues / Adoption</b>								
Legal Aid of Broward County	173,483.00	146,158.04	1,956,818.00	1,414,794.04	542,023.96	72.30%	83.33%	Staff vacancy.
Unallocated - Legal Rep child welfare			157,249.00		157,249.00	0.00%		
<b>Total Legal Issues / Adoption</b>	<b>173,483.00</b>	<b>146,158.04</b>	<b>2,114,067.00</b>	<b>1,414,794.04</b>	<b>699,272.96</b>	<b>66.92%</b>		
<b>Expedite Permanency</b>								
Henderson Behavioral Health	5,090.00	4,836.64	61,091.00	48,875.52	12,215.48	80.00%	83.33%	
<b>Total Expedite Permanency</b>	<b>5,090.00</b>	<b>4,836.64</b>	<b>61,091.00</b>	<b>48,875.52</b>	<b>12,215.48</b>	<b>80.00%</b>		
<b>Total Child Welfare System Support</b>	<b>197,331.00</b>	<b>169,753.09</b>	<b>2,400,259.00</b>	<b>1,651,253.66</b>	<b>749,005.34</b>	<b>68.79%</b>		
<b>Leadership/Quality in OOS Prog</b>								
FLCSC / MOTT-Lev			10,000.00	10,000.00	-	100.00%	83.33%	Annual payment.
<b>Total Leadership/Quality in OOS Prog</b>	<b>-</b>	<b>-</b>	<b>10,000.00</b>	<b>10,000.00</b>	<b>-</b>	<b>100.00%</b>		
<b>Out-of-School</b>								
Advocacy Network on Disabilities	8,739.00	8,258.95	104,873.00	72,392.15	32,480.85	69.03%	81.00%	Under enrollment due to COVID-19.
After School Program	331,435.00	152,360.77	3,977,224.00	1,216,285.05	2,760,938.95	30.58%	81.00%	Under enrollment due to COVID-19.
Boys & Girls Club	92,862.00		1,114,344.00	360,786.82	753,557.18	32.38%	81.00%	Under enrollment due to COVID-19. Pending July invoice.
Hallandale CRA			618,254.00	617,886.90	367.10	99.94%	100.00%	
Hallandale, City of	13,614.00		174,368.00	107,983.83	66,384.17	61.93%	81.00%	Pending July invoice.
Hollywood Beach CRA			228,665.00	228,665.00	-	100.00%	100.00%	
Hollywood, City of	48,581.00	136,031.52	582,977.00	358,532.01	224,444.99	61.50%	81.00%	Under enrollment due to COVID-19.
Kids In Distress	16,342.00	13,239.86	201,112.00	168,031.96	33,080.04	83.55%	81.00%	
Miramar, City of	10,176.00	22,770.02	122,111.00	42,850.39	79,260.61	35.09%	81.00%	Under enrollment due to COVID-19.
New Mirawood -FS KIDS -MOST	24,404.00	22,871.42	292,857.00	141,503.42	151,353.58	48.32%	81.00%	Under enrollment due to COVID-19.
Soref JCC	28,636.00	52,062.39	343,633.00	219,433.82	124,199.18	63.86%	81.00%	Under enrollment due to COVID-19.
Sunshine Aftercare Program	127,533.00	148,576.34	1,530,400.00	832,347.75	698,052.25	54.39%	81.00%	Under enrollment due to COVID-19.



**Children's Services Council of Broward County  
Program Expenditures By Goals  
Budget to Actual (Budgetary Basis)  
For the Eleven Month Period Ended August 31, 2021**

	<b>July Budget</b>	<b>July Actual</b>	<b>Annualized Budget</b>	<b>YTD Actual Expenditures</b>	<b>Remaining Budget</b>	<b>% of Budget</b>	<b>Ideal @ July</b>	<b>Comments</b>
YMCA /w Deerfield CRA	313,136.00	277,508.91	3,757,642.00	1,895,311.55	1,862,330.45	50.44%	81.00%	Under enrollment due to COVID-19.
Comm After School/w Margate CRA	64,350.00	74,156.43	772,202.00	453,835.26	318,366.74	58.77%	81.00%	Under enrollment due to COVID-19.
Back to School Supplies			130,155.00	189,721.60	(59,566.60)	145.77%		Revenue not yet received.
Consultant	3,350.00	7,500.00	70,400.00	24,875.00	45,525.00	35.33%		Trainings are being scheduled.
<b>Total Out-of-School</b>	<b>1,083,158.00</b>	<b>915,336.61</b>	<b>14,021,217.00</b>	<b>6,930,442.51</b>	<b>7,090,774.49</b>	<b>49.43%</b>		
<b>Summer Program</b>								
Lauderdale Lakes, City of	47,153.00		87,570.00	14,846.66	72,723.34	16.95%	83.33%	Under enrollment due to COVID-19. Pending July invoice.
New Hope World Outreach	57,191.00	45,541.26	106,212.00	81,702.67	24,509.33	76.92%	83.33%	
Urban League of BC	51,486.00	27,122.75	95,616.00	51,143.36	44,472.64	53.49%	83.33%	Under enrollment due to COVID-19
West Park, City of	29,169.00		61,117.00		61,117.00	0.00%		Under enrollment due to COVID-19. Pending invoices.
Unallocated MOST SO			47,597.00		47,597.00	0.00%		
<b>Total Summer Program</b>	<b>184,999.00</b>	<b>72,664.01</b>	<b>398,112.00</b>	<b>147,692.69</b>	<b>250,419.31</b>	<b>37.10%</b>		
<b>Total Out-of-School Time</b>	<b>1,268,157.00</b>	<b>988,000.62</b>	<b>14,429,329.00</b>	<b>7,088,135.20</b>	<b>7,341,193.80</b>	<b>49.12%</b>		
<b>School Health</b>								
Sierra/w Coral Springs CRA	27,284.14	27,284.14	1,747,210.00	1,131,396.78	615,813.22	64.75%	83.33%	Staff vacancy. CRA \$ will be acct for at year end.
Unallocated-School Health			126,292.00		126,292.00	0.00%		
<b>Total School Health</b>	<b>27,284.14</b>	<b>27,284.14</b>	<b>1,873,502.00</b>	<b>1,131,396.78</b>	<b>742,105.22</b>	<b>60.39%</b>		
<b>Water Safety/Drowning Prevention</b>								
Brow Health-Prevent Infant/Toddler Drowning	22,717.00	40,534.17	272,608.00	164,927.16	107,680.84	60.50%	83.33%	Staff vacancy.
Swim Central/Broward County	57,315.00		687,782.00	31,729.20	656,052.80	4.61%	83.33%	Pool closures due to COVID-19. Pending invoices.
Marketing Campaign			28,000.00	27,561.00	439.00	98.43%	100.00%	
<b>Total Water Safety/Drowning Prevention</b>	<b>80,032.00</b>	<b>40,534.17</b>	<b>988,390.00</b>	<b>224,217.36</b>	<b>764,172.64</b>	<b>22.69%</b>		
<b>Kid Care Insurance Outreach</b>								
Kid Care Outreach / BC Health Dept.	41,263.00	27,393.65	495,157.00	366,776.90	128,380.10	74.07%	83.33%	
<b>Total Kid Care Insurance Outreach</b>	<b>41,263.00</b>	<b>27,393.65</b>	<b>495,157.00</b>	<b>366,776.90</b>	<b>128,380.10</b>	<b>74.07%</b>		
<b>Total Physical Health Services</b>	<b>148,579.14</b>	<b>95,211.96</b>	<b>3,357,049.00</b>	<b>1,722,391.04</b>	<b>1,634,657.96</b>	<b>51.31%</b>		
<b>Screening/Assessment/Support</b>								
BRHPC-Healthy Families Broward	174,749.00	148,959.13	2,097,003.00	1,296,747.68	800,255.32	61.84%	83.33%	Staff vacancies continue.
<b>Total Screening/Assessment/Support</b>	<b>174,749.00</b>	<b>148,959.13</b>	<b>2,097,003.00</b>	<b>1,296,747.68</b>	<b>800,255.32</b>	<b>61.84%</b>		
<b>Support Mothers w/ Maternal Dep</b>								
Healthy Mothers/ Babies	46,776.00	47,702.85	561,323.00	431,874.32	129,448.68	76.94%	83.33%	
Memorial Healthcare Sys	42,528.00	45,649.81	510,350.00	450,621.28	59,728.72	88.30%	83.33%	
<b>Total Support Mothers w/ Maternal Dep</b>	<b>89,304.00</b>	<b>93,352.66</b>	<b>1,071,673.00</b>	<b>882,495.60</b>	<b>189,177.40</b>	<b>82.35%</b>		
<b>Improve Fetal/Infant Mortality</b>								
Broward Healthy Start-SAFE SLEEP	16,886.00	20,906.17	202,636.00	158,359.62	44,276.38	78.15%	83.33%	
<b>Total Improve Fetal/Infant Mortality</b>	<b>16,886.00</b>	<b>20,906.17</b>	<b>202,636.00</b>	<b>158,359.62</b>	<b>44,276.38</b>	<b>78.15%</b>		
<b>Total Maternal &amp; Child Health</b>	<b>280,939.00</b>	<b>263,217.96</b>	<b>3,371,312.00</b>	<b>2,337,602.90</b>	<b>1,033,709.10</b>	<b>69.34%</b>		
<b>SN-After School/Summer Program</b>								
After School Programs/ Quest	40,283.00	49,788.16	483,399.00	197,739.89	285,659.11	40.91%	81.00%	Under enrollment due to COVID-19.
Ann Storck Center	23,321.00	13,276.26	279,852.00	141,741.49	138,110.51	50.65%	81.00%	Under enrollment due to COVID-19.
ARC, INC	135,991.00	105,061.01	1,631,894.00	747,046.72	884,847.28	45.78%	81.00%	Under enrollment due to COVID-19.
Broward Children's Center	53,941.00	78,936.51	647,291.00	473,030.64	174,260.36	73.08%	81.00%	
Ctr for Hearing FS KIDS-MOST SN	23,332.00	27,391.13	279,982.00	154,081.25	125,900.75	55.03%	81.00%	Under enrollment due to COVID-19.
JAFKO - MOST	238,856.00	145,996.27	495,199.00	346,080.26	149,118.74	69.89%	81.00%	Under enrollment due to COVID-19.
Pembroke Pines, City of			104,251.00		104,251.00	0.00%		Program will not be operational in Summer.
Smith Community MH	76,116.00	126,229.34	913,402.00	655,104.20	258,297.80	71.72%	81.00%	
United Cerebral Palsy	60,807.00		729,686.00	458,696.42	270,989.58	62.86%	81.00%	Pending July invoice.
YMCA of S FL	381,489.00	366,776.74	4,577,866.00	2,470,863.48	2,107,002.52	53.97%	81.00%	Under enrollment due to COVID-19.
Unallocated After School/Summer Program			164,944.00		164,944.00	0.00%		
<b>Total SN-After School/Summer Program</b>	<b>1,034,136.00</b>	<b>913,455.42</b>	<b>10,307,766.00</b>	<b>5,644,384.35</b>	<b>4,663,381.65</b>	<b>54.76%</b>		
<b>STEP</b>								
ARC, INC	35,801.00	52,498.30	429,600.00	299,093.76	130,506.24	69.62%	71.00%	
Ctr for Hearing FS KIDS-STEP	22,540.00	28,287.19	270,480.00	155,315.17	115,164.83	57.42%	71.00%	Low enrollment due to COVID-19.
Smith Community MH	24,834.00	54,714.82	298,008.00	149,444.89	148,563.11	50.15%	71.00%	Low enrollment due to COVID-19.
United Cerebral Palsy	68,989.00		827,868.00	433,711.80	394,156.20	52.39%	71.00%	Pending July invoice.



**Children's Services Council of Broward County  
Program Expenditures By Goals  
Budget to Actual (Budgetary Basis)  
For the Eleven Month Period Ended August 31, 2021**

	July Budget	July Actual	Annualized Budget	YTD Actual Expenditures	Remaining Budget	% of Budget	Ideal @ July	Comments
YMCA of S FL	58,884.00	114,488.00	706,608.00	437,868.53	268,739.47	61.97%	71.00%	Low enrollment due to COVID-19.
<b>Total STEP</b>	<b>211,048.00</b>	<b>249,988.31</b>	<b>2,532,564.00</b>	<b>1,475,434.15</b>	<b>1,057,129.85</b>	<b>58.26%</b>		
<b>Information/ Referral Ntwk</b>								
First Call for Help BH	52,600.00	50,667.98	624,719.00	491,045.07	133,673.93	78.60%	83.33%	
First Call for Help SN	68,428.00	-	810,586.00	511,760.48	298,825.52	63.13%	83.33%	Pending July invoice.
<b>Total Information/ Referral Ntwk</b>	<b>121,028.00</b>	<b>50,667.98</b>	<b>1,435,305.00</b>	<b>1,002,805.55</b>	<b>432,499.45</b>	<b>69.87%</b>		
<b>Respite Services-BREAK</b>								
Memorial Healthcare Sys (BH)	7,338.00	5,103.43	85,586.00	65,783.38	19,802.62	76.86%	83.33%	
Smith Community MH	7,334.00	7,154.52	88,005.00	53,499.51	34,505.49	60.79%	83.33%	Under enrolled due to COVID-19.
<b>Total Respite Services-BREAK</b>	<b>14,672.00</b>	<b>12,257.95</b>	<b>173,591.00</b>	<b>119,282.89</b>	<b>54,308.11</b>	<b>68.71%</b>		
<b>Total Physical/Developmental/BH Need</b>	<b>1,380,884.00</b>	<b>1,226,369.66</b>	<b>14,449,226.00</b>	<b>8,241,906.94</b>	<b>6,207,319.06</b>	<b>57.04%</b>		
<b>Eliminate Bullying and Choose Peace</b>								
United Way - Choose Peace	3,731.00	3,177.76	44,775.00	31,635.85	13,139.15	70.66%	83.33%	Staff on FMLA return. Upward trend anticipated.
<b>Total Eliminate bullying and Choose Peace</b>	<b>3,731.00</b>	<b>3,177.76</b>	<b>44,775.00</b>	<b>31,635.85</b>	<b>13,139.15</b>	<b>70.66%</b>		
<b>Total Child Safety</b>	<b>3,731.00</b>	<b>3,177.76</b>	<b>44,775.00</b>	<b>31,635.85</b>	<b>13,139.15</b>	<b>70.66%</b>		
<b>Grand Total Service Goals</b>	<b>7,648,257.14</b>	<b>7,939,473.39</b>	<b>92,656,418.00</b>	<b>53,177,849.76</b>	<b>39,478,568.24</b>	<b>57.39%</b>		
<b>System Goals:</b>								
<b>Single Point of Entry</b>								
First Call for Help	40,433.00	44,787.20	425,100.00	301,134.69	123,965.31	70.84%		
<b>Total Single Point of Entry</b>	<b>40,433.00</b>	<b>44,787.20</b>	<b>425,100.00</b>	<b>301,134.69</b>	<b>123,965.31</b>	<b>70.84%</b>		
<b>Leadership/ Resources-Strategic</b>								
CCB-SE FL Common Eligibility Unit			10,000.00	10,000.00	-	100.00%		
Dues/Fees			450.00	450.00	-	100.00%		
Consultant			35,899.00	19,496.38	16,402.62	54.31%		
Unallocated-Strategic Plan			31,051.00		31,051.00	0.00%		
<b>Total Leadership/ Resources-Strategic</b>	<b>-</b>	<b>-</b>	<b>77,400.00</b>	<b>29,946.38</b>	<b>47,453.62</b>	<b>38.69%</b>		
<b>Reporting Application Software</b>								
Taoti Creative	690.00	690.00	27,080.00	24,060.00	3,020.00	88.85%		
Software	888.00	888.00	55,468.00	2,072.00	53,396.00	3.74%		Reserved - Open Gov & SAMIS enhancements.
DS-Software as Service	257.78	257.78	78,823.00	78,823.00	-	100.00%		
SAS			19,938.00	8,686.66	11,251.34	43.57%		
Web hosting	5,000.00	5,000.00	60,000.00	55,000.00	5,000.00	91.67%		
<b>Total Reporting Applicatin Software</b>	<b>6,835.78</b>	<b>6,835.78</b>	<b>241,309.00</b>	<b>168,641.66</b>	<b>72,667.34</b>	<b>69.89%</b>		
<b>Improve Provider Reporting</b>								
Unallocated- Improve Reporting			70,000.00		70,000.00	0.00%		
<b>Total Improve Provider Reporting</b>	<b>-</b>	<b>-</b>	<b>70,000.00</b>	<b>-</b>	<b>70,000.00</b>	<b>0.00%</b>		
<b>Integrated Data System</b>								
Unallocated - Integrated data system			20,000.00		20,000.00	0.00%		
<b>Total Integrated Data System</b>	<b>-</b>	<b>-</b>	<b>20,000.00</b>	<b>-</b>	<b>20,000.00</b>	<b>0.00%</b>		
<b>Total Improve Coordination/Child Service</b>	<b>47,268.78</b>	<b>51,622.98</b>	<b>833,809.00</b>	<b>499,722.73</b>	<b>334,086.27</b>	<b>59.93%</b>		
<b>Sponsorships</b>								
Nova/SE University			7,500.00		7,500.00	0.00%		
Sponsorship			35,000.00	12,055.00	22,945.00	34.44%		
Sponsorship-High Traffic	5,000.00	5,000.00	38,500.00	23,000.00	15,500.00	59.74%		
<b>Total Sponsorships</b>	<b>5,000.00</b>	<b>5,000.00</b>	<b>81,000.00</b>	<b>35,055.00</b>	<b>45,945.00</b>	<b>43.28%</b>		
<b>Educate Taxpayers</b>								
BECON			31,600.00	9,520.00	22,080.00	30.13%		
MNetwork	13,557.50	13,557.50	110,000.00	55,688.00	54,312.00	50.63%		
Marketing	22,664.00	54,393.17	471,200.00	370,435.56	100,764.44	78.62%		
Printing			5,000.00		5,000.00	0.00%		
Sponsorships	35,175.00	35,175.00	140,700.00	140,700.00	-	100.00%		
Outreach Materials			23,790.00	23,790.00	-	100.00%		
Unallocated-Educate Tax			10.00		10.00	0.00%		
<b>Total Educate Taxpayers</b>	<b>71,396.50</b>	<b>103,125.67</b>	<b>782,300.00</b>	<b>600,133.56</b>	<b>182,166.44</b>	<b>76.71%</b>		
<b>Advocacy/ Outreach</b>								



**Children's Services Council of Broward County  
Program Expenditures By Goals  
Budget to Actual (Budgetary Basis)  
For the Eleven Month Period Ended August 31, 2021**

	<b>July Budget</b>	<b>July Actual</b>	<b>Annualized Budget</b>	<b>YTD Actual Expenditures</b>	<b>Remaining Budget</b>	<b>% of Budget</b>	<b>Ideal @ July</b>	<b>Comments</b>
FLCSC Dues			80,000.00	80,000.00	-	100.00%		
Registration	124.00	124.00	973.00	973.00	-	100.00%		
Travel			15,653.00	1,733.62	13,919.38	11.08%		
<i>Total Advocacy/Outreach</i>	124.00	124.00	96,626.00	82,706.62	13,919.38	85.59%		
<i>Pub Communication w Special Needs Pop</i>								
ADA remediation			80,000.00	2,577.00	77,423.00	3.22%		
Special Needs Interpreter	340.00	340.00	19,000.00	9,435.00	9,565.00	49.66%		
Unallocated-Public Comm w/Spec			14,700.00		14,700.00	0.00%		
<i>Total Pub Communication w Sp Pop</i>	340.00	340.00	113,700.00	12,012.00	101,688.00	10.56%		
<b>Total Public Awareness &amp; Advocacy</b>	<b>76,860.50</b>	<b>108,589.67</b>	<b>1,073,626.00</b>	<b>729,907.18</b>	<b>343,718.82</b>	<b>67.99%</b>		
<i>Maximize Leveraged Funds</i>								
Consultant			30,000.00		30,000.00	0.00%		To be used as needed.
<i>Total Maximize Leveraged Funds</i>	-	-	30,000.00	-	30,000.00	0.00%		
<b>Total Leveraging Resources</b>	-	-	<b>30,000.00</b>	-	<b>30,000.00</b>	<b>0.00%</b>		
<b>Grand Total System Goals</b>	<b>124,129.28</b>	<b>160,212.65</b>	<b>1,937,435.00</b>	<b>1,229,629.91</b>	<b>707,805.09</b>	<b>63.47%</b>		
Unallocated General			871,477.00		871,477.00			
<b>Program Goals Grand Total</b>	<b>\$ 7,772,386.42</b>	<b>\$ 8,099,686.04</b>	<b>\$ 95,465,330.00</b>	<b>\$ 54,407,479.67</b>	<b>\$ 41,057,850.33</b>	<b>56.99%</b>		





**Children's Services Council of Broward County**  
**Notes to the Financial Statements**  
**August 31, 2021**

- (1) The Children's Services Council of Broward County ("CSC") budgets, as revenue, 95% of the property taxes levied, as allowed by state statute.
- (2) The modified accrual basis of accounting is utilized by CSC. Under the modified accrual basis, revenues are recognized in the accounting period in which they become available and measurable. Expenditures are recognized in the accounting period in which the liability is incurred, if measurable.
- (3) Funds invested in the SBA, and the Florida Palm (formerly the Florida Education Investment Trust Fund) accommodate pool participants with readily available cash. The pool follows GASB Statement No. 31 which outlines two options for accounting and reporting for money market investment pools as either "2a-7 like fund" or fluctuation of the net asset value ("NAV"). CSC accounts for investments funds using the first method.
- (4) Includes various pending contracts not yet encumbered such as new initiatives, Summer 2021, new RFP's occurring during the year, and other pending initiatives and items that do not lend themselves to be encumbered.
- (5) The reserved for administrative costs include projected expenditure for salary, fringe, travel, supplies, etc. for FY 2020/21
- (6) Fund Balance committed for Building Fund to prepare for future growth.
- (7) Unassigned fund balance represents the residual fund balance that has not been assigned to other funds, and is not restricted, committed or assigned for specific purposes within the General Fund. Unassigned fund balance changes as revenue is received and actual expenditures are incurred.
- (8) The interest earnings varied widely from the prior fiscal year due to timing of maturing instruments. Interest is not recognized until the instrument has fully matured.
- (9) Title IVE is a reimbursement grant from the State. The CSC does not bill and the State does not reimburse at consistent times throughout the year. Therefore, year-to-year comparisons are not aligned. Title IVE revenue reflects billing through June 30, 2021.
- (10) The AEAP revenue reflects billing through May 31, 2021.
- (11) The details of the program services expenditures are reported in the "Program Expenditure By Goals Report", which starts on page 6. The expenditures on the "Program Expenditure By Goals Report" run a month behind as invoices are due the 10th of the month following service delivery. Therefore, amounts reflected in the "Current Month" are primarily program supports which are expensed as they occur. The Program expenditures incurred in the prior month and billed in the current month are reflected in the YTD column and broken down by contract in the "Program Expenditure By Goals Report",
- (12) The accumulating balance in the Building Operations Budget to Actual is aggregating a reserve for capital improvements to be used as necessary.
- (13) The Ft Lauderdale Beach CRA ended which resulted in savings of \$445, 000. The Hollywood Beach CRA TIF reduction resulted in savings of \$367,000.

**TAB S**

**Issue:** CSC Monthly Purchases for Administrative Operations

**Action:**

1. Approve CSC Monthly/Annual Purchases for September 2021
2. Approve CSC Monthly/Annual Purchases for FY 2021/2022

**Budget Impact:** See Attached Reports

---

---

**Background:** The State Statute creating and governing the CSC, Chapter 2000-461, as amended, states:

Section 6: No funds of the council shall be expended except by check as aforesaid, except the expenditure of petty cash or the issuance of checks made payable for sums no greater than \$5,000, shall be expended without prior approval of the council, in addition to the budgeting thereof.

The Council's procurement policies and procedures stipulate that expenditures are approved by the Council prior to being expended. As such, the financial system requires a Council Approval (CA) date at multiple points throughout the system including all processed payments. Internal controls for tracking expenditures in accordance with the statute are validated by auditors every year and there have been no significant deviations since the inception of the Council.

Since 2004 at the Council's direction, staff was instructed to only provide back-up material for purchases when the item is over \$10,000. As always, back-up for purchases below \$10,000 are available upon request.

**Current Status:** In accordance with policy, please find attached the Invoices, Travel, Purchase Orders, Sponsorships, etc. for the month of September, 2021.

Also attached is a separate report for Invoices, Travel, Purchase Orders, Sponsorships, etc. for **FY 2021/22**. The bulk of these items are routine, administrative items which were included in the Administrative Budget presented to and approved by the Council at the June 17, 2021 meeting. We have indicated procurement items and status for selected larger priced items that require multiple quotes or other bids as outlined in the Purchasing Policies and Procedures. Since most of these are annual amounts which get paid monthly or are blanket POs which are issued but only expended as needed, we have only included back-up for those items exceeding \$75,000.

To facilitate reviewing the various purchases, staff has segregated the items into various categories.



Additionally, due to contractual timing issues for items beginning Oct 1<sup>st</sup>, this packet includes a partial list of proposed Trainers, Administrative and Programmatic purchases for the upcoming fiscal year 2021/22.

Additional information for **any** expenditure is available upon request. As always, all purchases for either fiscal year are within the budgets approved by the Council.

**Recommended Action:**

1. Approve CSC Monthly/Annual Purchases for September 2021
2. Approve CSC Monthly/Annual Purchases for FY 2021/22





List of Invoices, Travel, Purchase Orders, Sponsorships, etc.  
 Submitted to the Children's Services Council  
 September 23, 2021

Vendor	Description	Amount	Comment (Back-up documentation is available upon request.)
<b>Purchase Orders (greater than \$10,000):</b>			
A. JC White	Office Furniture	\$ 15,000.00	Furniture for Office Remodel; See quote Attach A
<b>Purchase Orders (less than \$10,000):</b>			
All Service Refuse	Recycling	\$ 800.00	Vendor Previously Approved: Additional Amount Requested
Architectural Alliance Architecture	Architectural CDs and Field Verification for Office Build-out	\$ 4,750.00	Vendor Change; Previously Approved
Waste Management	Trash Disposal	\$ 500.00	Vendor Previously Approved: Additional Amount Requested
Robert Parker Carpet	Carpet for Office Expansion	\$ 1,000.00	Estimate
Zoom	Video Conferencing (4 Additional Licenses)	\$ 507.00	
<b>Trainers/Materials (Service Goal 1.1.X) (Provider names and courses may be subject to change):Instructor Led Unless Otherwise Indicated</b>			
Open Mind Adventures	Mindful Communication	\$ 550.00	



List of Invoices, Travel, Purchase Orders, Sponsorships, etc.  
Submitted to the Children's Services Council

FOR FY 21/22

Vendor	Description	Monthly Est Amount	Annual Est Amount	Comment (Back-up documentation is available upon request.)
<b>Administration</b>	<b>General</b>			
ADP	Payroll Processing	\$ 3,917	\$ 47,000	Invoices paid monthly
Broward Property Appraiser	Property Appraiser's Fees FY 2021-2022		\$ 630,523	Invoices paid quarterly
<b>Administration</b>	<b>Professional Services</b>			
AmTrust North America	Workers' Compensation Insurance		\$ 16,743	Renewal effective 10/1/21
Caballero Fierman Llerena & Garcia	Auditor		\$ 37,000	Blanket PO; Paid as needed; Year 5 out of 5
John Milledge / Gary Johnson	Legal Counsel		\$ 40,000	Blanket PO; Paid as invoiced
Marsh & McLennan Agency	Director's & Officers Liability		\$ 14,220	Annual premium
Marsh & McLennan Agency	Cyber Liability		\$ 10,124	Estimate 90 day extension for encryption implementation
Marsh & McLennan Agency	Active Shooter		\$ 2,662	Annual premium
NOVA Casualty Company	Property Insurance, General and Professional Liability Insurance		\$ 28,801	Annual premium
QTS	Computer Colocation Services	\$ 3,136	\$ 37,632	Invoices paid monthly; Year 4 out of 5
Shred It	Shredding Services		\$ 1,500	Blanket PO; Paid as needed
Sterling Testing Systems	Background Check - New Employees		\$ 1,000	Blanket PO; Paid as needed
Travelers Indemnity	Crime Coverage Insurance		\$ 2,788	Annual premium
<b>Administration</b>	<b>Communications</b>			
Centurylink	Phone - Land Lines & Data Lines	\$ 1,365	\$ 16,380	Invoices paid monthly
Constant Contact	Bulk Email Subscription	\$ 125	\$ 1,500	Invoices paid monthly
Crown Castle	Phone - Land Lines & Data Lines	\$ 2,835	\$ 34,020	Invoices paid monthly
Dial My Calls	Emergency Text Alerts for Staff	\$ 16	\$ 192	Invoices paid monthly
Verizon Business	POT Lines	\$ 150	\$ 1,800	Invoices paid monthly
Verizon Wireless	Phone - Cell Phones / Air Cards	\$ 100	\$ 1,200	Invoices paid monthly
Watt Media	On Hold Messaging Service	\$ 134	\$ 1,608	Invoices paid monthly
<b>Administration</b>	<b>Equipment &amp; Supplies</b>			
Acordis	CISCO Smarnet Support & Warranty		\$ 15,000	Annual maintenance
Amazon Prime	Office Supplies & Small Computer Related Equipment		\$ 12,000	Blanket PO; Paid as needed
Audio Visual Innovations	Equipment Maintenance		\$ 2,500	Blanket PO; Paid as needed
CDW-G	Small Computer Related Equipment		\$ 5,000	Blanket PO; Paid as needed
Certified Coffee	Water Cooler Service		\$ 800	Blanket PO; Paid as needed
Cintas	Office Supplies		\$ 1,000	Blanket PO; Paid as needed
Cornerstone Printing Supplies	Printer Supplies		\$ 2,000	Blanket PO; Paid as needed
Dell	Small Computer Related Equipment		\$ 2,500	Blanket PO; Paid as needed
EDCO	Supplies - Engraving		\$ 2,000	Blanket PO; Paid as needed
JC White	Small Furniture		\$ 10,000	Blanket PO; Paid as needed
Office Depot	Office Supplies		\$ 10,000	Blanket PO; Paid as needed
Pitney Bowes Credit Corp	Lease - Postage Machine		\$ 2,500	Invoices paid quarterly
Pitney Bowes Purchase Power	Metered Postage / Postage Supplies		\$ 3,500	Blanket PO; Paid as needed
Publix	Provider Training Supplies		\$ 750	Blanket PO; Paid as needed
Toshiba	Lease / Maintenance; Printing - 3 Copy Machines, 1 Plotter	\$ 3,452	\$ 41,420	Invoices paid monthly; Year 1 out of 5
Tycarbal	Courier Service		\$ 1,500	Blanket PO; Paid as needed
UPS	Postage Service		\$ 4,500	Blanket PO; Paid as needed
<b>Administration</b>	<b>Advertising &amp; Printing</b>		blank	blank
DAX	Printing - General Office (Each print job is bid)		\$ 16,000	Blanket PO; Paid as needed
Sun - Sentinel	Advertising - RFPs, TRIM, Meeting Dates, Vacancies		\$ 10,500	Blanket PO; Paid as needed
<b>Administration</b>	<b>Software Maintenance</b>		blank	blank
Archive Social	Manage and Archive Social Media		\$ 2,601	Annual renewal
Avangate	ShortPoint Intranet Hosting Subscription & Maintenance		\$ 3,000	Annual renewal
CDW-G	Paessler; Symantec Security		\$ 8,500	Annual renewal
Coastal Computer Systems	Adobe Licenses		\$ 32,355	Annual renewal
DocuSign	E-signature Tool		\$ 1,500	Annual renewal



List of Invoices, Travel, Purchase Orders, Sponsorships, etc.  
Submitted to the Children's Services Council

FOR FY 21/22

Vendor	Description	Monthly Est Amount	Amount Annual Est Amount	Comment (Back-up documentation is available upon request.)
<b>Administration</b>	<b>General</b>			
Ebiz Soft	Great Plains Annual Maintenance		\$ 16,000	Annual maintenance
Exclaimer	Exclaimer Cloud		\$ 2,000	Annual renewal
Grammarly	Credible Mistake- Free Writing Autocorrect		\$ 12,000	Annual subscription
Know Be4	Security Awareness		\$ 3,000	Annual renewal
LogMeIn	Got to Meeting Service		\$ 4,000	Annual renewal
Microsoft	Office 365, Visio, Power BI	\$ 2,250	\$ 27,000	Invoices paid monthly
Monday.com	Project Management Tool		\$ 20,000	Annual renewal
OpenGov	Financial Management System	\$ 7,433	\$ 89,200	Invoices paid monthly
Taoti	Web Hosting (\$690 / month) and Enhancements	\$ 690	\$ 20,000	Annual hosting & maintenance
Webauthor	Travel Module; CSC Broward; Training; Results 4; Contract Module and IDS Module	\$ 5,563	\$ 66,750	Annual hosting fees
Zoho Corporation	Event Log & Help Desk		\$ 5,100	Annual renewal
Zoom	Video Conferencing		\$ 5,100	Annual renewal
<b>Facilities Operations</b>	blank		blank	blank
All Service Refuse	Recycling	\$ 342	\$ 4,100	Invoices paid monthly
Boulevard Forest Lake Management Association	Association Fees		\$ 1,700	Annual fee
Ciminelli	Building Maintenance Services	\$ 4,602	\$ 55,221	Invoices paid monthly
Cintas	Miscellaneous Supplies		\$ 2,000	Blanket PO; Paid as needed
Comcast	Cable TV	\$ 167	\$ 2,000	Invoices paid monthly
Ferguson / WW Grainger	Facility Supplies		\$ 2,000	Blanket PO; Paid as needed
FPL	Electric Service	\$ 4,517	\$ 54,200	Invoices paid monthly
HYS Holding Corp	HVAC Repairs and Maintenance		\$ 30,000	Blanket PO; Paid as needed
Jam Lighting	Lighting Supplies		\$ 1,520	Blanket PO; Paid as needed
Johnson Controls / American Eagle	Security / Fire Maintenance		\$ 10,000	Blanket PO; Paid as needed
Kings III of America	Elevator Phone Service		\$ 1,840	Invoices paid quarterly; Repairs paid as needed
Lauderhill, City of	Water, Sewer & Irrigation	\$ 1,000	\$ 12,000	Invoices paid monthly
Lowes	Miscellaneous Supplies		\$ 1,000	Blanket PO; Paid as needed
Sparkle Team	Janitorial / Porter Services / Supplies	\$ 2,583	\$ 31,000	Invoices paid monthly
Thyssenkrup Elevator Corporation	Elevator Maintenance		\$ 5,000	Invoices paid quarterly
Truly Nolen	Pest Control	\$ 167	\$ 2,000	Invoices paid monthly
Waste Management	Trash Disposal	\$ 267	\$ 3,200	Invoices paid monthly
Willow Landscape Management	Landscaping, Tree Trimming and Irrigation	\$ 1,250	\$ 15,000	Invoices paid monthly
<b>Program Related Purchases</b>				
CSC of Palm Beach County	2021-2022 SAMIS Operating Fees		\$ 50,000	System Goal 1.2.2
Florida Association of Professional Lobbyists	2022 Annual Membership		\$ 200	System Goal 2.1.3
Interpreters University	Interpreter Services and Trainings		\$ 19,000	System Goal 2.1.4
Johns Harris Consulting	Project Based Learning Training and Coaching		\$ 41,200	Service Goal 7.1.2
River Phoenix Center for Peacebuilding	Restorative Justice Training		\$ 14,000	Service Goal 3.2.1
Social Emotional Learning Worldwide	Social and Emotional Learning		\$ 25,000	Service Goal 7.1.2
<b>Employee Travel and Training</b>				
Laura Ganci	Data Equity Boot Camp; Oct 18 - 22, 2021; Webinar		\$ 990	
Michelle Hagues	National Forum for Black Public Administrators; Nov 4th, 2021; Fort Lauderdale		\$ 50	
<b>Trainers / Materials (Service Goal 1.1) (Provider names and courses may be subject to change): Instructor Led Unless Otherwise Indicated</b>			blank	
Berger Counseling Services	Art, Play and Sand Therapy		\$ 1,650	
Berger Counseling Services	Neurosequential Model for Trauma		\$ 1,100	
Berger Counseling Services	Vicarious Trauma		\$ 1,100	
Charlene Grecsek	Brain Development - Behavior		\$ 1,100	
Charlene Grecsek	Child Abuse		\$ 3,300	
Charlene Grecsek	Ethics and Safety		\$ 1,100	
Charlene Grecsek	HeartMath		\$ 1,100	
Charlene Grecsek	Suicide Topics		\$ 1,100	



List of Invoices, Travel, Purchase Orders, Sponsorships, etc.  
Submitted to the Children's Services Council

FOR FY 21/22

Vendor	Description	Monthly Est Amount	Amount		Comment (Back-up documentation is available upon request.)
			Annual Est Amount		
<b>Administration</b>	<b>General</b>				
Children's Bereavement Center	Childhood Grief and Bereavement		\$	1,100	
Collectively - A Radlauer Venture	Equitable Advancement of Support for Everyone (EASE)		\$	1,100	
Collectively - A Radlauer Venture	Natural Resources		\$	1,100	
Collectively - A Radlauer Venture	Wraparound		\$	3,300	
Collectively - A Radlauer Venture	Writing Treatment Plans		\$	1,100	
Creating New Joys	Boundaries		\$	1,100	
Creating New Joys	Documentation		\$	2,200	
Creating New Joys	Understanding Diagnosing		\$	1,100	
Cultural Research Solutions, LLC	Provider Bias Awareness to Address Disparities and Inequities		\$	2,200	
David Duresky	MI Refresher		\$	1,100	
Excellence in Performance	Advanced Grant Writing		\$	7,500	Capacity Building
Excellence in Performance	Developing Others to Lead		\$	550	Capacity Building
Excellence in Performance	Grant Writing Basics 1 - 5		\$	2,750	Capacity Building
Excellence in Performance	Setting Up the Business of Nonprofits		\$	550	Capacity Building
Explorations Consulting	Ethnic Pride: Conversations with Children of Color and Immigrant Youth		\$	1,100	
Explorations Consulting	Listening Skills for Grown Ups: Helping Youth Feel Heard During Stressful Times		\$	1,100	
Joel Smith	ACEs / Mental Health Topic		\$	1,100	
Joel Smith	Behavior Management		\$	1,100	
KMACK	High Frequency Leadership Programs		\$	34,000	Leadership Series
KMACK	Move the Room		\$	1,200	Capacity Building
Nonprofit Plus	Board Recruitment		\$	550	Capacity Building
Nonprofit Plus	Fundraising School		\$	14,500	Capacity Building
Nonprofit Plus	Nonprofit Storytelling 1 & 2		\$	1,100	Capacity Building
Nonprofit Plus	Virtual Events		\$	550	Capacity Building
Rafael Perez	Google Suite		\$	2,200	
Shari Thomas	Case Management		\$	2,200	
Shari Thomas	Trauma Informed Care Into Your Work		\$	550	
Sobell Psychologists	Motivational Interviewing		\$	2,200	
The Culture Company	Non-Violent Communication		\$	2,200	
The Journey Institute	Race Matters: Equity in Infant & Early Childhood System of Care		\$	1,100	
The People's Institute	Communication Essentials		\$	550	Capacity Building
The People's Institute	Engaging Teams Through Innate Motivation		\$	550	Capacity Building
The People's Institute	Shifting the Paradigm of Workforce Development		\$	550	Capacity Building
The People's Institute	The Image of Leadership		\$	550	Capacity Building
<b>Subscriptions</b>					
Miami Herald	Local Newspaper		\$	400	
Sun-Sentinel	Digital Newspaper		\$	500	
<b>Memberships</b>					
Broward County Black Chamber of Commerce	2022 Annual Membership		\$	600	
Broward League of Cities	2022 Annual Membership		\$	200	
Child Welfare League of America	2022 Annual Membership		\$	750	
Department of Economic Opportunity	2022 Annual Membership		\$	175	
Florida Local Gov't Information System Association	2022 Annual Membership		\$	300	
Florida Philanthropic Network	2022 Annual Membership		\$	1,500	
Florida Prosperity Partnership	2022 Annual Membership		\$	150	
Governmental Accounting Standards Board	2022 Annual Membership		\$	350	
Governmental Finance Officers Association	2022 Annual Membership		\$	665	
Grantmakers for Effective Organizations	2022 Annual Membership		\$	1,030	
Greater Fort Lauderdale Chamber of Commerce	2022 Annual Membership		\$	650	
National Forum for Black Public Administrators	2022 Annual Membership		\$	1,100	

MIRAMAR:  
3501 Commerce Parkway  
Miramar, FL 33025  
954.499.6677

WEST PALM BEACH:  
2403 S. Dixie Highway  
West Palm Beach, FL 33401  
561.848.4982

**SALES PERSON:**

ITEM	MFG	QTY	PRODUCT	UNIT	EXTENDED
1	HZY	2	<b>SZT-20-721EA1</b> Zody Task, Fab St,Mesh Bk,4D,Pal,BkLk,SynTlt,Gel,Adj St,Alum Bs,HrdCstr C-ZODY'S	<b>SELL:</b>	\$723.45 \$1,446.90
			Seat 1 Color <b>(3A)</b> TELLURE (3A) GRD A Seat 1 Color <b>,3A-18</b> BLACK GRD A Back 1 Color (Inside) <b>(MA)</b> ZODY MESH GRD A Back 1 Color (Inside) <b>,MA-1</b> SUPPORT GRD A Trim Color <b>,TR-F</b> BLACK GRD A Base Color <b>,TR-LE</b> METALLIC SILVER GRD B		
2	LU7	2	<b>71NN-B367314</b> Bookcase,Open,4 Adj. Shelves,Tx. 1 Edg 14"(350MM)D x 36"(900MM)W x 73 OFFICE 133 A& B 1/2"(1847MM)H	<b>SELL:</b>	\$471.23 \$942.46
			Single- or Two-Tone <b>(1)</b> Single-Tone Finish Selection <b>CER</b> Wood Grain: Cherry		
3	LU7	1	<b>71DA-F2472S</b> Credenza,Single Ped,Left,B/F,Tx. 1 Edg,Strt Hndl,Anthr Grey Accent,Pencil OFFICE 133 A& B Tray,Lk,Grmt on Back 24"(600MM)Dx72"(1800MM)W	<b>SELL:</b>	\$591.92 \$591.92
			Single- or Two-Tone <b>(1)</b> Single-Tone Finish Selection <b>CER</b> Wood Grain: Cherry		
4	LU7	1	<b>71DA-S2472F</b> Credenza,Single Ped,Rt,B/F,Tx. 1 Edg,Strt Hndl,Anthr Grey Accent,Pencil OFFICE 133 A& B Tray,Lk,Grmt on Back 24"(600MM)Dx72"(1800MM)W	<b>SELL:</b>	\$591.92 \$591.92
			Single- or Two-Tone <b>(1)</b> Single-Tone Finish Selection <b>CER</b> Wood Grain: Cherry		
5	LU7	1	<b>71DA-F3072S</b> Desk,Sngl Ped,Lft,Full-Ht. Mod,B/F,Strt Front,Tx. 1 Edg,Strt Hndl,Anthr. Grey OFFICE 133 A& B Acnt,Pen. Tray 30"(750MM)Dx72"(1800MM)W	<b>SELL:</b>	\$648.42 \$648.42
			Single- or Two-Tone <b>(1)</b> Single-Tone Finish Selection <b>CER</b> Wood Grain: Cherry		
6	LU7	1	<b>71DA-S3072F</b> Desk,Sngl Ped,Rt,Full-Ht. Mod,B/F,Strt Front,Tx. 1 Edg,Strt Hndl,Anthr. Grey OFFICE 133 A& B Acnt,Pen. Tray 30"(750MM)Dx72"(1800MM)W	<b>SELL:</b>	\$648.42 \$648.42
			Single- or Two-Tone <b>(1)</b> Single-Tone Finish Selection <b>CER</b> Wood Grain: Cherry		

ITEM	MFG	QTY	PRODUCT		UNIT	EXTENDED
7	LU7	2	<b>71NN-EM722216P</b> Hutch,4 Drs,Tx. 1 Edg,Wall-Mounted w/Doors,4 Doors 16"(400MM) Dx72"(1800MM)Wx22"(550MM)H	SELL:	\$645.42	\$1,290.84
	OFFICE 133 A& B			Single- or Two-Tone Finish Selection	(1) CER	Single-Tone Wood Grain: Cherry
8	QMU	2	<b>T5NNS-RCA2346GC</b> Table, Rect., 1-1/2", Electr. Adjust., Metal C-Base, Silver Accent, Std Control, 46W x 23D	SELL:	\$907.36	\$1,814.72
	OFFICE 133 A& B			Finish Selection - General Use - Edge N, S	CER	Wood Grain: Cherry
9	HAS	8	<b>X640-0140</b> X99 Guest,Seminar 4Leg, Fab Seat Mesh Bk Loop Arms, Hd Ctrs,	SELL:	\$438.36	\$3,506.88
	OFFICE 226			Seat 1 Color Seat 1 Color Back 1 Color (Inside) Frame Color	(3A) ,3A-18 ,MO-BL ,TR-F	TELLURE (3A) GRD A BLACK GRD A BLACK GRD A BLACK GRD A
10	LU7	3	<b>S75NNN-MT30</b> SPECIAL TABLE WITH FLAT END	SELL:	\$483.64	\$1,450.92
				~ CER .	NO SELECTION WOOD: CHERRY SPE54189	
11	JCW	1	<b>LABOR</b> Deliver and Install during standard business hours	SELL:	\$1,285.00	\$1,285.00
					<b>TOTAL:</b>	<b>\$14,218.40</b>

**TAB T**

## For Council Meeting September 23, 2021

---

---

<b>Service Goal</b>	SYS 1.2 Research and Evaluate Systems of Care.
<b>Objective:</b>	SYS 1.2.1 Provide leadership and resources for community strategic planning to promote a coordinated system of care.
<b>Issue:</b>	2021-22 Youth Summit Planning
<b>Action:</b>	For Your Information.
<b>Budget Impact:</b>	N/A

---

---

**Background:** The Broward Children's Strategic Plan (BCSP) has provided the foundation for the goals and objectives of the CSC since 1999. The Youth Summit, held every five years since the CSC's inception, provides an opportunity to assess progress made on the desired results, engage youth, families and community partners, and vision next steps for the BCSP. The 2007, 2012, and 2017 Youth Summits were large, one-day events convening youth, families, providers, community members and community leaders to celebrate, plan and vision. The February 2017 Youth Summit convened over 1,100 child advocates, policymakers, young people, and parents. It featured ten workshops and a youth track for middle and high school youth, with students from the 21st CCLC and Youth Force programs participating.

**Current Status:** At the May 2021 Budget retreat, the Council approved the preliminary budget of \$75,000 for the 2022 Youth Summit.

CSC Staff, Chairs of the Broward Children's Strategic Plan, Provider Partners, and M Network are planning a 2021-22 Youth Summit reflective of current conditions. The planning partners are envisioning a decentralized, collaborative approach that will weave both a CSC's 20<sup>th</sup> Anniversary yearlong celebration and the progress and visioning elements throughout (1) five core community-based events, (2) Future First Episodes co-hosted by youth, and (3) a culminating event in September 2022.

The core events are aligned with the BCSP Results: Children Live in Stable and Nurturing Families, Children are Ready to Succeed in School, Children are Physically and Mentally Healthy, Children Live in Safe and Supportive Communities, and Youth are Ready to Transition to Adulthood. The five core events will be an opportunity for CSC to enhance collaboration with existing organizations, youth, campaigns, and initiatives that align with each of these results. The Future First episodes will cover





topics such as: A 20 Year Look at Diversion Programing in Broward, Period Poverty, and Immigrant Children and Their Families. The culminating event will honor all past and present CSC Council members and community leaders who have championed children, while highlighting successes, and unveiling pathways for collectively moving forward together.


Due to COVID-19 restrictions, activities are being planned in virtual, in person, and hybrid formats. The planning committee, including M Network, is developing branding strategies that will tie the series of events under the same theme. Summit costs will include signage, supplies, event manager, and in-person location associated expenses, among others and will be brought to the Council for approval once identified.

**Recommended Action:** For Your Information.





# Broward: Read for the Record **OCTOBER 28<sup>th</sup>**



Volunteer at  
**HandsOnBroward.org**



**Children's Services Council of Broward County**     

6600 W. Commercial Blvd. Lauderdale, FL 33319 · (954) 377-1000 · [info@cscbroward.org](mailto:info@cscbroward.org)

**CSCBROWARD.ORG**

**TAB V**

DRAFT

**CHILDREN'S SERVICES COUNCIL OF BROWARD COUNTY  
6600 W. Commercial Blvd  
Lauderhill, FL 33319**

**Agency Capacity Building Committee Meeting Minutes  
August 25, 2021  
2:00PM – 4:00PM**

**Participants in Attendance:** Jeffrey S. Wood, Dr. David H. Kenton, Step-Up, Elise Samet, Teyla Darce, Christie Geltz, Mary Sanchez, Marie Hayes, Patricia Zeiler, Sylvia Johnson, Carolyn Nelson-Goodert, Adena Wilson, Bernadette Gilles, Kerry-Ann Brown, Dr. Harleen Hutchinson, Beth Zigler, Rafael Vazquez, Krystal Jordan, Andra Mentore, and Chris Reesor.

**Guest Speakers and Panel:** Zakia Becca, Katherine Espina and Carolina Bosco from HandsOn Broward; Sophia DiNardo from AmeriCorps and Dr. Jessica Vera from ELITE foundation.

**CSC Staff in Attendance:** Adamma DuCille, Sandra Bernard-Bastien, Roxanne Smith, and Yolanda Meadows.

**Agenda:**

**I. Welcome:**

The meeting was called to order by Ms. Adamma DuCille, Assistant Director of Training & Capacity Building, who welcomed and thanked everyone for being present. She went on to explain her role with CSC and why we do this work. Ms. DuCille gave a brief explanation of the meeting's topic, spoke about the panelists, and encouraged the participants to connect with them to partake in the community resources that they have. Ms. DuCille also reminded and gave details surrounding the recently released Infrastructure Building Capacity Grant.

**II. Approval of the Minutes:**

Dr. David H. Kenton motioned to approve the May 26, 2021 meeting minutes. The motion was seconded by Mr. Jeffrey S. Wood and passed unanimously.

**III. Training Updates:**

Mrs. Roxanne Smith explained, in regard to the Infrastructure Building Capacity Grant, that the Pre-Bid and Mid-Bid conferences are the only time that you can verbally ask questions. Questions outside of these conferences must be submitted in writing, but only for a specified period of time. Mrs. Smith went on to inform the participants of the number of upcoming trainings that are available through CSC and mentioned a few that she thought would be of particular interest to this group. She also informed the group of the length and cost of the trainings. Mrs. Smith then opened the floor to the group to share their training ideas and topics

**CHILDREN'S SERVICES COUNCIL OF BROWARD COUNTY**  
**6600 W. Commercial Blvd**  
**Lauderhill, FL 33319**

they felt would be beneficial for them. Mrs. Smith and Ms. DuCille engaged with the participants who shared their suggestions.

**IV. Introduction of the Panel:**

Ms. DuCille introduced the panelists and spoke briefly about their role within their organizations. Ms. DuCille also expounded on the significance of the work they perform to support nonprofit organizations and the local community.

**V. Attracting Volunteers (Panel Discussion):**

The panelists gave great insight into the various reasons people want or need to volunteer and the many different ways it can be accomplished. They introduced themselves as well as their agency and gave some background on the work their agency is accomplishing. They spoke about how they come up with projects and ways to help people commit to volunteering and keep them involved, especially with long term projects. They spoke about the many aspects of volunteering and how they engage with the community, other nonprofits, and schools. The ladies spoke about how to leverage volunteerism and structure volunteer opportunities to the environment and those who you are trying to engage. Ms. DuCille opened the floor to the participants to ask questions from the panelists. The panelists engaged with the group, answering questions, and offering suggestions that would help the agencies to make a bigger impact in the communities they serve. The panelists shared their contact information and also gave some out-of-the-box examples of ways to get people interested in volunteering.

**VI. Closing:**

Mrs. Smith advised the participants that a survey would be sent out to gather feedback for the upcoming year's training topics. She thanked the panelists and participants and announced that the next quarterly meeting will be held in November.

The meeting was adjourned at 4:00 pm.

**TAB W**

# CSC In The NEWS



# South Florida 100

SOUTH FLORIDA SUN SENTINEL | SEP 03, 2021 AT 9:15 AM



## **Cindy Arenberg Seltzer, president, Children's Services Council of Broward County**

**Last week:** While Florida missed the opportunity to draw down up to \$820 million of federal funding to feed 2.1 million children over the summer, there is still time to request the funding to help our low-income families whose livelihoods have been shattered by the pandemic. Even though school is in session, large groups of children are still being sent home due to COVID, and food insecurity is still one of the top calls to 211. It is time to join at least 42 other states (with governors of varying political ideologies) in supporting food-insecure children.

---

Source: <https://www.sun-sentinel.com/opinion/south-florida-100/fl-op-sf100-labor-day-weekend-20210903-2lmljqpc35gy5p2hhxg7k7mppi-story.html>

# YOU ARE NEVER ALONE



## September is Suicide Prevention Awareness Month

We grabbed this from our partners at NAMI.org..."Suicidal thoughts, much like mental health conditions, can affect anyone regardless of age, gender or background. In fact, suicide is often the result of an untreated mental health condition. Suicidal thoughts, although common, should not be considered normal and often indicate more serious issues.

September is Suicide Prevention Awareness Month — a time to raise awareness on this stigmatized, and often taboo, topic. In addition to shifting public perception, we use this month to spread hope and vital information to people affected by suicide. Our goal is ensuring that individuals, friends and families have access to the resources they need to discuss suicide prevention and to seek help."

We couldn't agree with that more. Please know you are never alone. We at Neighbors 4 Neighbors, our partners at the [Children's Services Council](#) and so many others are here for you. Click on the link below and you'll find a list of local and national resources ready to assist you any time day or night.

Source: [www.neighbors4neighbors.org](http://www.neighbors4neighbors.org)

## **TOMORROW'S RAINBOW EXPANDS MISSION AND REBRANDS**

Aug 12, 2021 | [SE STAT!](#)

To support the changing needs of children, teens, and adults suffering from grief, loss, or trauma in the Community.

August 12, 2021 – One in twelve of Florida's children will experience the death of a parent or sibling by the time they reach 18 years of age. In Broward County alone, that is more than 30,000 children grieving the death of a loved one. When this tragedy is exasperated by trauma, the lifelong effects are overwhelming.

Tomorrow's Rainbow, located on a 2.5 acre mini-ranch in Coconut Creek, Florida has been an oasis for grieving children since 2005. The non-profit has helped more than 5,000 grieving children and teens through peer support groups, miniature (and large) horse interactions, and therapeutic art and play for children ages 3 – 18 along with their adult caregivers – all at no cost. "Grieving families are typically financially devastated," says Abby Mosher, Founder and Executive Director. "It's important that our services are accessible to all."

Sixteen years after Tomorrow's Rainbow emerged as the first and only stand-alone children's grief center in Broward and Palm Beach Counties, the charity began to notice a significant increase in the number of families that were seeking out bereavement services who also had experienced trauma. "Referring these children out for individual counseling no longer made sense. Especially when we our expertise included Equine Assisted Psychotherapy – a highly effective approach to healing trauma," stated Mosher.

Tomorrow's Rainbow did not let a global pandemic get in the way of expanding its mission. Covid-19 only reinforced the agency's commitment to grow. "How could we ignore a mental

health crisis?” asked Mosher. “For such a long time, Tomorrow’s Rainbow was one of our community’s best kept secrets. That’s about to change.”

A rebranding and marketing campaign titled “Rebranding Hope” was made possible with financial support from the Children’s Services Council of Broward County. Armed with a fresh new logo and mission statement: ***Nurturing emotional wellness and resiliency for children, teens, and families experiencing grief, loss, or trauma***, the local nonprofit is now able to promote Tomorrow’s Rainbow as the alternative to traditional 4 wall therapy. Services are highly effective, and because they are naturally outdoors, they follow CDC safety guidelines.

Tomorrow’s Rainbow is our community’s premier outdoor resource for solution-focused, experiential therapeutic services specializing in *The Global Standard for Equine Assisted Psychotherapy & Personal Development*, Eagal model.

## **TOMORROW’S RAINBOW CAN BE FOUND ON THE SOCIAL MEDIA:**

Facebook @TomorrowsRainbowInc Twitter @TRainbowInc

Instagram @Tomorrows.Rainbow

**About Tomorrow’s Rainbow:** Tomorrow’s Rainbow is a 501(c)(3) not-for-profit corporation. It is a special place for children and teens that are healing from grief, loss or trauma. Located in Coconut Creek, Florida, the Tomorrow’s Rainbow Ranch is a unique setting for equine-assisted grief and trauma support, offered FREE of charge to children, teens and their families including the survivors of the Marjory Stoneman Douglas and Deerfield Beach High School tragedies and those experiencing trauma as a result of Covid-19. Tomorrow’s Rainbow is celebrating 16 years as our community’s premier resource for hope and resiliency. Please Contact Abby Mosher, Founder/Executive Director at 954.978.2390 or [www.TomorrowsRainbow.org](http://www.TomorrowsRainbow.org).

**Source:** [TOMORROW’S RAINBOW EXPANDS MISSION AND REBRANDS - Florida Hospital News and Healthcare Report \(southfloridahospitalnews.com\)](https://southfloridahospitalnews.com)

# CSC Correspondence



---

August 11, 2021

**CHILDREN'S  
SERVICES COUNCIL MEMBERS:**

*Dawn Liberta, Chair  
Community Development Administrator,  
Circuit 17  
Department of Children & Families*

*Hon. Kenneth L. Gillespie, Vice Chair  
Judicial Member*

*Dr. David H. Kenton, Secretary  
Governor Appointee*

*Cathy Donnelly, Immediate Past Chair  
Governor Appointee*

*Dr. Vickie L. Cartwright  
Interim Superintendent  
Broward County Public Schools*

*Beam Furr  
Broward County Commission*

*Donna P. Korn  
Board Member  
Broward County Public Schools*

*Tom Powers  
Governor Appointee*

*Maria M. Schneider  
Governor Appointee*

*Dr. Paula Thaqi  
Director  
Broward County Health Department*

*Jeffrey S. Wood  
Governor Appointee*

**STAFF**

*Cindy J. Arenberg Seltzer  
President/CEO*

**LEGAL COUNSEL**

*John Milledge  
Garry Johnson*

Helios Education Foundation  
101 E. Kennedy Blvd, Suite 2050  
Tampa, FL 33602

Dear Helios Education Foundation:

It is with great pleasure that the Children's Services Council of Broward County (CSC) supports the Florida Grade-Level Reading Campaign's (FGLRC) grant proposal for continuation of their early learning and literacy efforts. FGLRC's ability to convene, connect and collaborate with local, state and nationally recognized literacy educators has provided our local campaign with extensive beneficial resources for our providers and families.

As the local GLR lead agency in Broward County, our campaign partners have benefitted from the resources, technical assistance and networking opportunities provided by the FGLRC. We have had 5 community agencies attend the Lectio Institute and coaching sessions offered through FGLRC over the past few years and found this an invaluable learning experience that has guided our thinking as we fund and implement local literacy activities and interventions. We have also been able to share the No Small Matter (NSM) screening several times throughout Broward to show the importance of early learning with the help of FGLRC.

We're proud of our local and state campaign growth over the past few years, and attribute the guidance provided by FGLRC in helping us make strides in third grade reading proficiency. This is an unprecedented time of student and community need and we are confident that the continuation of supports provided by FGLRC through Helios Education Foundation funding, will allow us to continue addressing early literacy interventions and best practices for child outcomes birth through third grade.

It is our hope at the CSC that the Helios Education Foundation will continue to support the Florida Grade-Level Reading Campaign in their efforts to provide statewide alignment and support ensuring all Florida students have the opportunity to become reading proficient by third grade. Please feel free to contact me if you have any questions.

Sincerely,

A handwritten signature in cursive script that reads "Cindy Arenberg Seltzer".

Cindy Arenberg Seltzer, M.P.A., J.D.  
President/CEO



91 F WTEHET770CPL4-353-1104

July 13, 2021

Cindy Arenberg Seltzer  
President/CEO  
Children's Services Council of Broward County  
6600 West Commercial Blvd.  
Lauderhill, FL 33319

Dear Ms. Seltzer,

On behalf of Health Foundation of South Florida, I would like to express our appreciation to Children's Services Council of Broward County for the partnership in the COVID-19 Vaccine Public Awareness Campaign.

We are in receipt of check #033557, in the amount of \$30,000, dated July 1, 2021. This contribution will support a highly visible messaging and informational campaign to raise awareness about the safety and efficacy of the COVID-19 vaccine and increase vaccine confidence among Black and Latino low-income individuals and families in Broward County.

Thank you again for the CSC investment. Together, we make a meaningful difference in the health and lives of the residents of Broward.

Sincerely,

A handwritten signature in blue ink that reads "Loreen Chant".

Loreen Chant, MBA  
President and CEO

Cc: Andrew Leone  
Director of Communications and  
Community Engagement







Representative Christine Hunschofsky  
Florida House of Representatives

Cindy,  
Thank you so much for participating in  
our Town Hall. The information you provided  
was very helpful to my constituents.  
Thank you for all you do!  
Sincerely,  
Christine

May 5, 2021

Cindy,

On behalf of Juliet Roulhac and the rest of our  
Board of Directors I wanted to express my  
appreciation for your willingness to participate in  
our Strategic Plan Focus Group.

It is so important for us to develop our roadmap for  
the next five years. Having your input along with  
other key constituents and stakeholders definitely  
enriches our perspective and approach forward.

From the bottom of my heart,

Thank you!

A handwritten signature in black ink, appearing to be "Juliet Roulhac".



MUSEUM  
OF DISCOVERY  
& SCIENCE  
AUTONATION IMAX THEATER  
401 SW Second Street  
Fort Lauderdale, FL 33312  
Phone: 954.467.6637  
mods.org

**BOARD OF TRUSTEES**

Robert B. Lochrie, III, Esq.  
*Chairman*

Rick J. Burgess, Esq.  
*Vice Chair*

Johnathan Robertson  
*Secretary*

Brian Clay  
*Treasurer*

Kenneth Stiles  
*Immediate Past Chair*

Joseph P. Cox  
*President/CEO*

Scott Ballina  
Joshua Bass  
Dr. Ana Benedetti, DMD, MSD  
Ronald L. Book, Esq.  
Cressman Bronson  
Ryan P. Cronin  
Kathleen DeLong  
Jonathan P. Ferrando, Esq.  
M. Austin Forman  
Wayne Gilmore  
Madison S. Gulley, CPA  
Debra Hixon  
David Kolan, CPA  
Chip LaMarca  
Diane Leighton  
John Magee  
Dominick Miniaci, Esq.  
Iwan Mohamed  
Kelly Phillips  
Juliet Roulhac, Esq.  
Erick Strati  
Jon Swergold, Esq.  
Nicky Tesser  
Shawn Thornton  
Jean-Pierre Turgot  
Philip Verde  
Patty Hooley Zimmerman

June 30, 2021

Cindy Arenberg Seltzer  
Children's Services Council  
6600 W Commercial Blvd  
Lauderhill, FL 33319

Dear Cindy:

Robots sing. Tornadoes twirl. River otters frolic. When the wonders of science come to life, inspiration is born and anything is possible, thanks to you and your generosity.

We are extremely grateful for your contribution of \$10,214.32 in support of the TIL Program at the Museum of Discovery and Science. Your gift is already at work inspiring today's future scientists and their families while also helping equip the Museum with the tools necessary to provide a lifetime of exploration for future generations.

In recognition of your kind gift, we will add your name to our Annual Report and Circle of Giving Donor Wall. If you have any questions, please contact us at [development@mods.org](mailto:development@mods.org) or 954.712.1172. We'd love to hear from you.

Thank you for sowing the seeds of discovery and inspiring young minds to think, learn and grow through science.

With gratitude,

Meredith Ray Feder, CFRE  
Deputy Director

*Thank you for your continued partnership!*

PS: We always have wonderful events and activities going on at MODS, so please visit our website at [www.mods.org](http://www.mods.org) or sign up to receive our eNewsletter. We look forward to seeing you at an upcoming Museum event.

Your gift is tax-deductible as a charitable donation to the fullest extent allowed by law. Goods or services received are valued at \$0. The Museum of Discovery and Science is a 501(c) (3) organization; Tax ID 59-1709542. A copy of the official registration and financial information may be obtained from the Division of Consumer Services by calling 1-800-435-7352, toll-free within the state. Registration does not imply endorsement, approval or recommendation by the state.



Sharing the vision through leadership investing



**From:** Hastings, Sara - ETA <[Hastings.Sara@dol.gov](mailto:Hastings.Sara@dol.gov)>  
**Sent:** Tuesday, September 14, 2021 1:27 PM  
**To:** Sue Gallagher <[sgallagher@cscbroward.org](mailto:sgallagher@cscbroward.org)>  
**Subject:** RE: Connecting Broward Co and Boston Re. P3 Efforts

Hi Sue,

I am on the ASPE/IRP Learning Exchange now and listening to your discussion about data/CPAR Innovation. Such transformative work and thinking in this area. I love this! Co-producing knowledge! I am so happy to see that P3, among other initiatives, helped moved this conversation forward.

At DOL/ETA, we are very much looking at Youth Voice and Youth Participation as a means to achieving more equitable service delivery. I would love to talk to you more about your work if you have time. I know things are likely very busy, but if you have a half hour or so in the next few/several weeks, I'd love to connect.

You let me know if have availability! Again... THANK YOU for all your great work that no doubt will help the field transform for the better!

Thanks,  
Sara

Sara Hastings  
Unit Chief  
Office of Workforce Investment  
Employment and Training Administration  
U.S. Department of Labor  
Cell: 651-235-3777  
[Hastings.sara@dol.gov](mailto:Hastings.sara@dol.gov)

---

**From:** Esther Babawande <[esther.babawande@iphionline.org](mailto:esther.babawande@iphionline.org)>  
**Sent:** Tuesday, August 31, 2021 1:57 PM  
**To:** Sue Gallagher <[sgallagher@cscbroward.org](mailto:sgallagher@cscbroward.org)>  
**Cc:** Miriam Castro <[miriam.castro@iphionline.org](mailto:miriam.castro@iphionline.org)>  
**Subject:** Your Podcast Episode is Live!

Hi Dr. Gallagher,

I wanted to let you know that your podcast episode is officially live! Thank you again for your time on the interview and for being our guest for Season 3 of the All In Podcast. I learned so much from your episode (I listened to it four times!) Thank you for being who you are. Your community (and ours) is blessed to have you. I know the All In audience is going to connect deeply with your episode.

You can find the episode on the [All In website](#) as well as on [Soundcloud](#). In addition, it should be live on iTunes, Stitcher, and TuneIn, in the coming days. We will also be promoting and sharing this episode in our upcoming All In newsletter, on Twitter, and on the online community.

We would love it if you could promote it to your network as well. We look forward to your feedback on the episode.

I hope you have a wonderful week.

Best,


**Esther Babawande**

*she, her, hers*

Communications & Special Projects Associate  
Center for Health Information Sharing and Innovation

Illinois Public Health Institute  
310 S Peoria St., Suite 404  
Chicago, IL, 60607  
(312) 786-5352 – ext. 52

**PARKS AND  
RECREATION**



**Gregory Warner**  
DIRECTOR

**August 26, 2021**

Danielle Bachelder  
Children's Services Council  
6600 W Commercial Blvd  
Lauderhill, FL 33319

Dear Children's Services Council,

On behalf of the City of Tamarac, I would like to extend a Thank You for your donations during our Back to School Backpack Distribution. Your contribution has helped to provide backpacks and school supplies to many Tamarac youth in need. We truly appreciate your support with our Back to School Program. We served a total of 135 children! Thank you again for all that you do!

We wish you all a Happy and Healthy Year!

Sincerely,

Monique Alexander, MSW  
Information and Referral Specialist  
**City of Tamarac**  
**Social Services Division**  
**8601 West Commercial Blvd.**  
**Tamarac, FL 33351**

*"Committed to Excellence...Always."*

**TAMARAC.ORG**

8601 W. Commercial Boulevard | Tamarac, Florida 33351-4333 | P: 954.597.3620 | F: 954.597.3640

EQUAL OPPORTUNITY EMPLOYER

# MONTHLY COUNCIL MEETING ATTENDANCE

**October 2020\*–September 2021 (FY 20/21)**

<b>Council Member</b>	<b>Oct'20</b>	<b>Nov'20</b>	<b>Dec'20</b>	<b>Jan'21</b>	<b>Feb'21</b>	<b>Mar'21</b>	<b>Apr'21</b>	<b>May'21</b>	<b>Jun'21</b>	<b>Jul'21</b>	<b>Aug'21 TRIM I</b>	<b>Sep'21 TRIM II</b>		
Robin Bartleman**	P	N/A	N/A	N/A	N/A	N/A	N/A	N/A	N/A	N/A	N/A	N/A		
Vickie L. Cartwright*****	N/A	N/A	N/A	N/A	N/A	N/A	N/A	N/A	N/A	N/A	P	Virtual		
Cathy Donnelly	P	P	N/A	P	P	P	P	P	P	N/A	Virtual	P		
Beam Furr	P	P	N/A	P	P	A	P	P	A	N/A	P	P		
Kenneth L. Gillespie****	P	Virtual/P	N/A	Virtual	Virtual	Virtual	Virtual	Virtual	Virtual	N/A	A	P		
David H. Kenton	P	P	N/A	P	Virtual/P	P	P	A	Virtual	N/A	P	P		
Donna P. Korn***	N/A	Virtual	N/A	Virtual	A	P	P	P	P	N/A	A	P		
Dawn Liberta	P	P	N/A	P	P	P	P	P	P	N/A	P	P		
Tom Powers	P	P	N/A	P	P	A	A	P	P	N/A	A	P		
Robert W. Runcie*****	A	Virtual	N/A	A	Virtual	A	Virtual	P	A	N/A	N/A	N/A		
Maria M. Schneider	P	Virtual	N/A	P	A	P	A	A	P	N/A	P	Virtual		
Paula Thaqi	P	A	N/A	A	Virtual	Virtual	Virtual	P	P	N/A	P	A		
Jeffrey S. Wood	P	Virtual	N/A	P	P	P	P	P	P	N/A	P	P		

- Note: \*
- \*\* The October meeting took place virtually via Zoom Webinar
  - \*\* Ms. Bartleman resigned as School Board Member in early November
  - \*\*\* Ms. Korn was appointed as School Board Representative to the CSC in mid-November
  - \*\*\*\* For November meeting, Judge Gillespie was physically present for all votes
  - \*\*\*\*\* Mr. Runcie resigned as School Superintendent effective early August
  - \*\*\*\*\* Dr. Cartwright became Interim School Superintendent early August